

City of Garden Grove
MANAGER'S MEMO

January 8, 2015

TO: Honorable Mayor and City Council FROM: Allan Roeder, City Manager
Members

I. PRIORITY AND COUNCIL AGENDA ISSUES

None.

II. DEPARTMENT ITEMS

A. FIRE CHIEF RECRUITMENT UPDATE

Laura Stover updates you on the recruitment process to select a new Fire Chief.

B. ORGANIZATIONAL CHARTS

Maria Stipe provides updated organizational charts for your review.

C. INVESTMENT REPORT

Kingsley Okereke provides the November, 2014 Investment Report.

D. PUBLIC RECORDS REQUESTS LOG

A copy of the Public Records requests ending January 6, 2015 is provided by the City Clerk for your information.

E. ALLOCATION FROM THE GARDEN GROVE DISPOSAL COMMUNITY DONATIONS ACCOUNT TO SUPPORT A SISTER CITY RECEPTION

Maria Stipe provides information regarding an anticipated allocation from the Garden Grove Disposal Community Donations Account to support a Sister City dinner reception on January 22, 2015.

F. RENEWAL OF MEMBERSHIP IN THE LEAGUE OF CALIFORNIA CITIES AND ASSOCIATION OF CALIFORNIA CITIES-ORANGE COUNTY

Maria Stipe discusses the City's membership in the League of California Cities and Association of California Cities-Orange County and advises you of continued membership for 2015.


• OTHER ITEMS

– **NEWSPAPER ARTICLES**

Copies of the local newspaper articles are attached for your information.

– **MISCELLANEOUS ITEMS**

Items of interest are included.



ALLAN L. ROEDER
City Manager

City of Garden Grove

INTER-DEPARTMENT MEMORANDUM

To: Allan Roeder
From: Laura J. Stover
Dept: City Manager
Dept: Human Resources
Subject: FIRE CHIEF RECRUITMENT UPDATE
Date: Dec. 22, 2014

As you know, the City has contracted with Bob Murray and Associates to conduct the recruitment for Fire Chief.


Our Recruiter, Fred Freeman, is very pleased with the response for this job opportunity, and has confirmed that we have a very strong pool of candidates.

Our final count is 35 applicants, which includes 23 Fire Chiefs/ Deputy Chiefs/ Assistant Chiefs/ Division Chiefs, seven Battalion Chiefs, and five Consultants with past command level experience.

Mr. Freeman is currently conducting preliminary interviews. He expects to interview between 10 - 12 candidates, and then present up to six recommended semi-finalists to the City during the week of Jan. 26th.

The City will then interview those recommended finalists. We will conduct two panels to fully assess the finalists: a technical panel of Fire Executives from other agencies and a panel comprised of Garden Grove management and employee representation. The result of these two panel evaluations is expected to provide you with the top 2 or 3 candidates for you to interview. You have indicated an interest in involving the City Council in evaluating the finalists in some capacity and I look forward to your direction in this regard.

Please let me know if you have any questions.



LAURA J. STOVER
Director of Human Resources

City of Garden Grove
INTER-DEPARTMENT MEMORANDUM

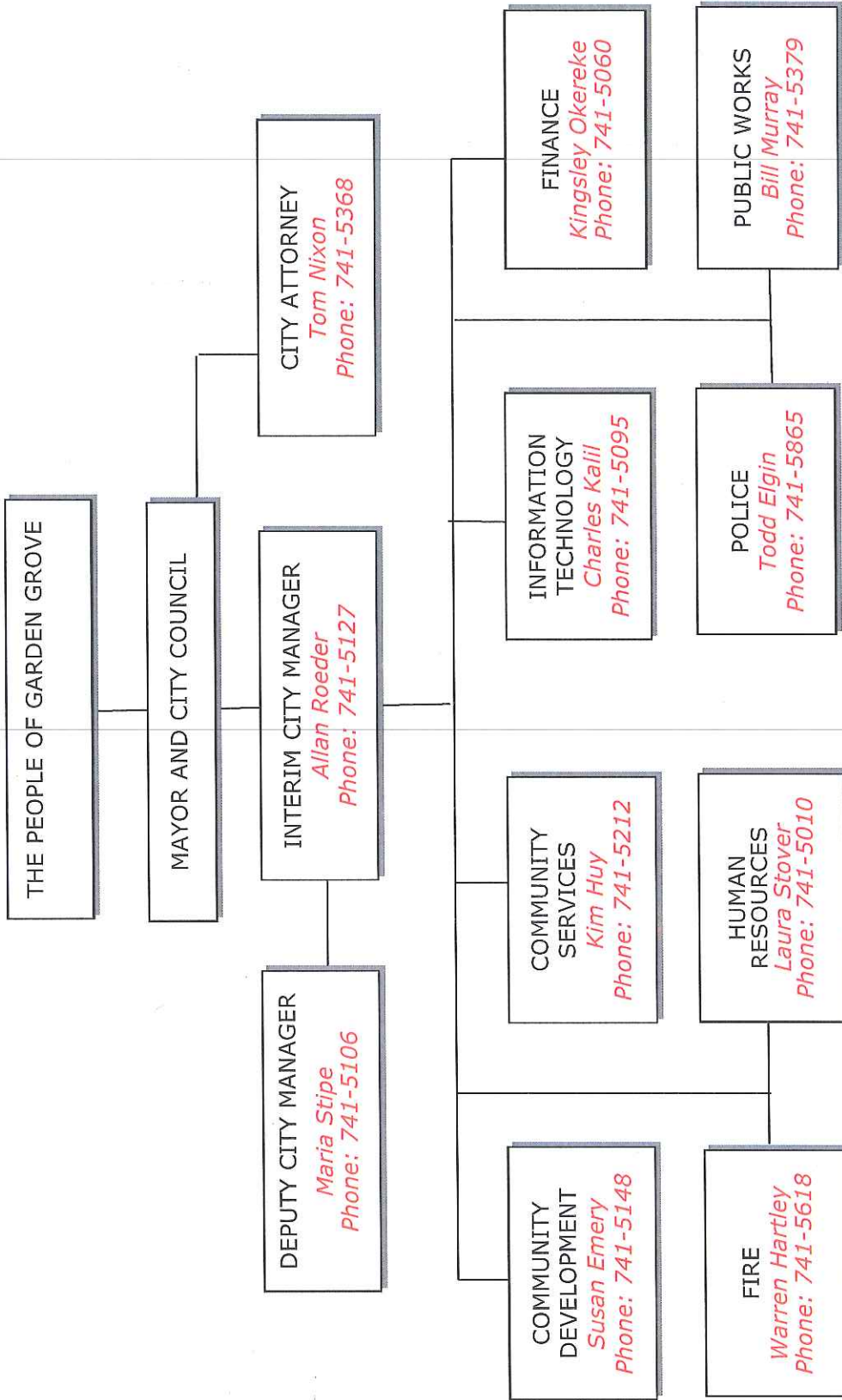
To: Allan L. Roeder
Dept.: City Manager
Subject: UPDATED ORGANIZATIONAL CHARTS

From: Maria Stipe
Dept.: City Manager
Date: January 7, 2015

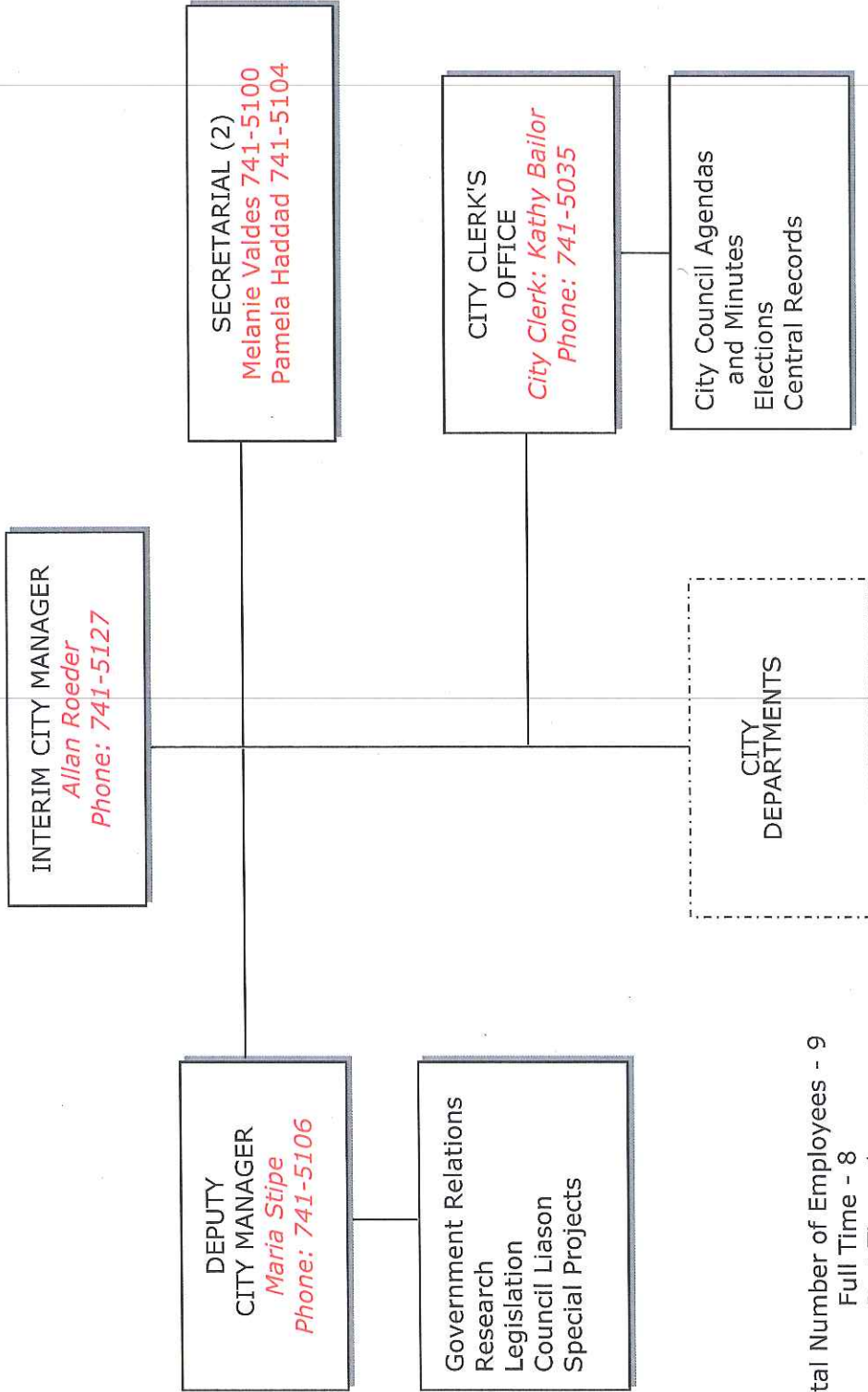
Attached are updated organizational charts, which show the general structure of the organization and the departments. Contact information is also included for key staff in each department.


MARIA STIPE
Deputy City Manager

City of Garden Grove

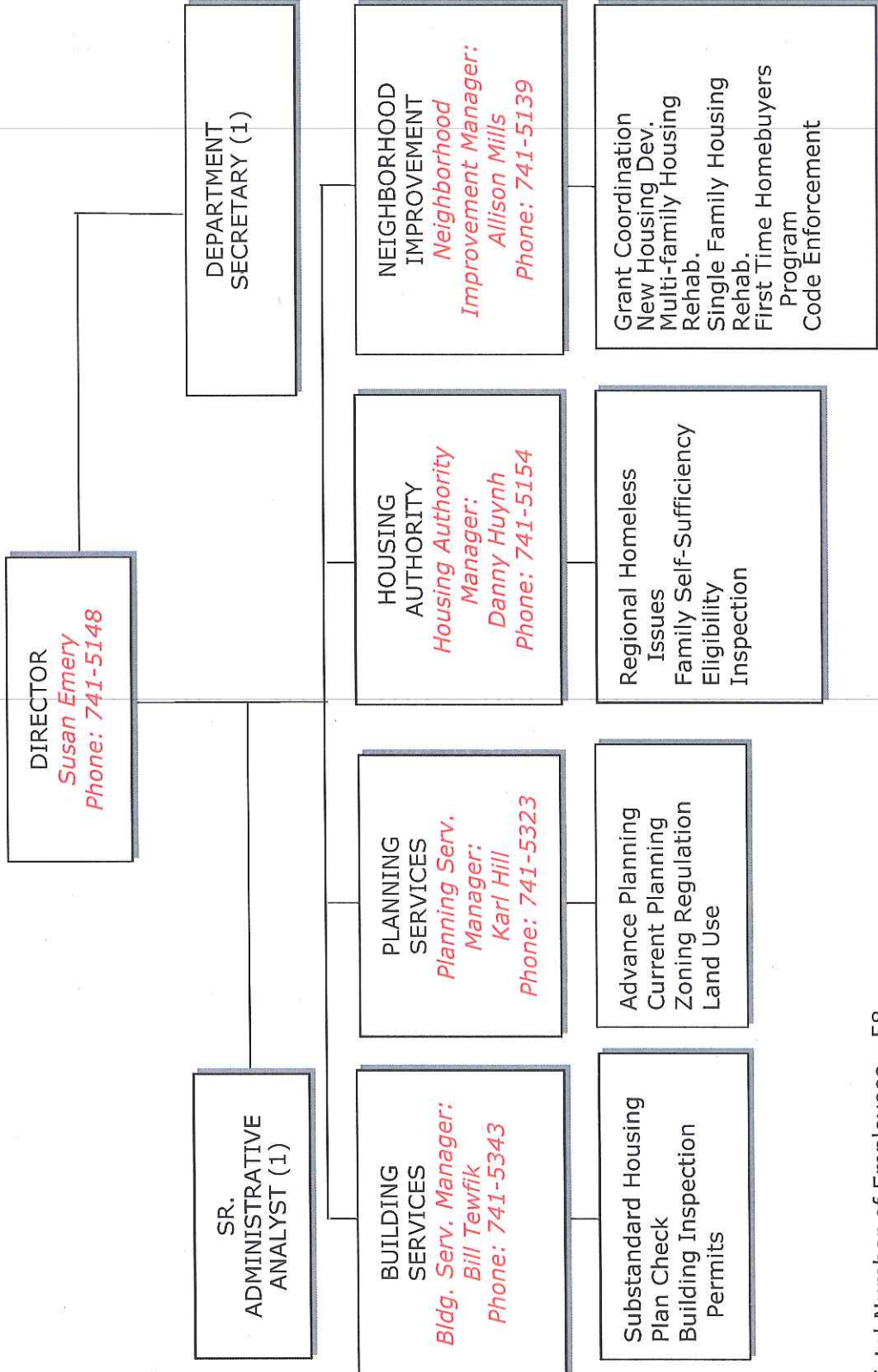


City Manager's Office



Total Number of Employees - 9
Full Time - 8
Part Time - 1

Community Development



Total Number of Employees - 58
 Full Time - 55
 Part Time - 3

Community Services

DIRECTOR

Kim Huy

Phone: 741-5212

DEPARTMENT
SECRETARY (1)

COMMUNITY RELATIONS

Public Information:

Ana Pulido

Phone: 741-5283

Cable Programming:

Cam Mangels

Phone: 741-5293

Public Information & Marketing
Cable Programming & Compliance
Garden Grove Community
Foundation

RECREATION & HUMAN SERVICES

Division Manager:

Janet Pelayo (Human Services)

Phone: 741-5360

John Montanez (Recreation)

Phone 741-5214

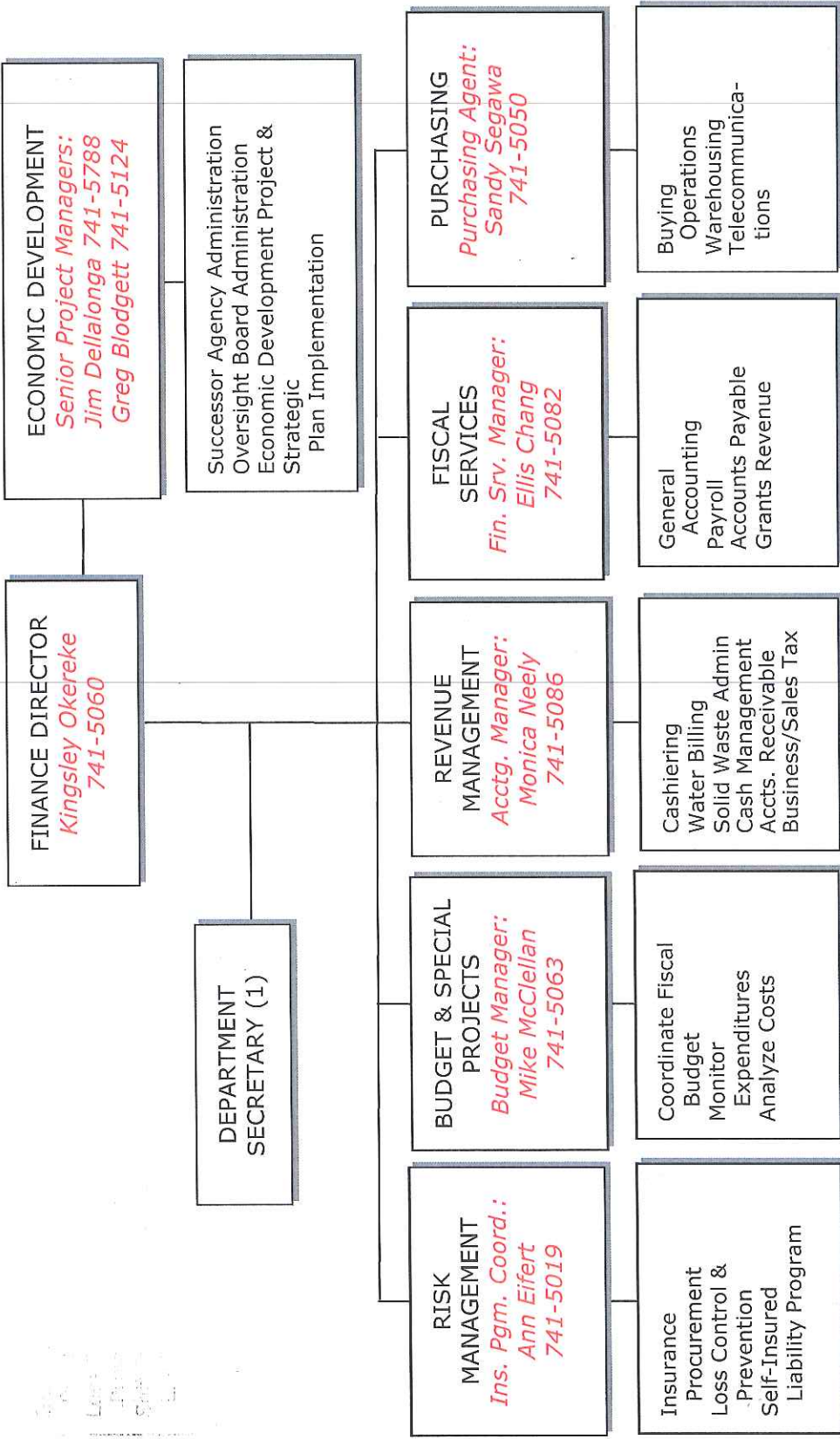
Facility Reservation
Contract Monitoring
Classes, Special Events
Atlantis Play Center
Sports/Aquatics
H. Louis Lake Senior Center
Camps
FOCUS
Resource Centers
Outdoors Program
Gender Equity
Vietnam War Museum of
America Foundation
Community Garden
Tiny Tots / Care Bears Program

Total Number of Employees - 151

Full Time - 28

Part Time - 123

Finance



Total Number of Employees - 40
 Full Time - 38
 Part Time - 2

Fire

INTERIM FIRE CHIEF
Warren Hartley
Phone: 741-5618

DEPARTMENT SECRETARY
(1) Non-Sworn

OPERATIONS DIVISION
Division Chief:
Jeff Spargur 741-5614
Battalion Chiefs:
T.J. McGovern
Chuck Green
Paul Whittaker
Phone: 741-5680

Fire Suppression
EMS/Paramedics
Haz Mat Response
Fire Inspections
Hydrant Inspections
Department Training
Disaster Coordination
Fire Investigation

ADMINISTRATIVE DIVISION
Division Chief/Fire Marshal:
Nate Brady 741-5622

Fire Prevention
Plan Check
New Construction
Fire Permits
Hazardous Materials
Disclosure
State/Federal Reporting
Emergency Services
Budget
Grants

Total Number of Employees - 111
Full Time Sworn - 96
Full Time Non-Sworn - 5

Human Resources

DIRECTOR
Laura Stover
Phone: 741-5010

DEPARTMENT
SECRETARY (1)

HUMAN RESOURCES
MANAGER
Division Manager:
Jany Lee
Phone: 741-5002

RECRUITMENT AND
CLASSIFICATION

Recruitment
Test Development
Classification
Compensation Studies

EMPLOYEE
RELATIONS

Labor Relations
Contract Administration
Management Advice
Investigations

TRAINING AND
DEVELOPMENT

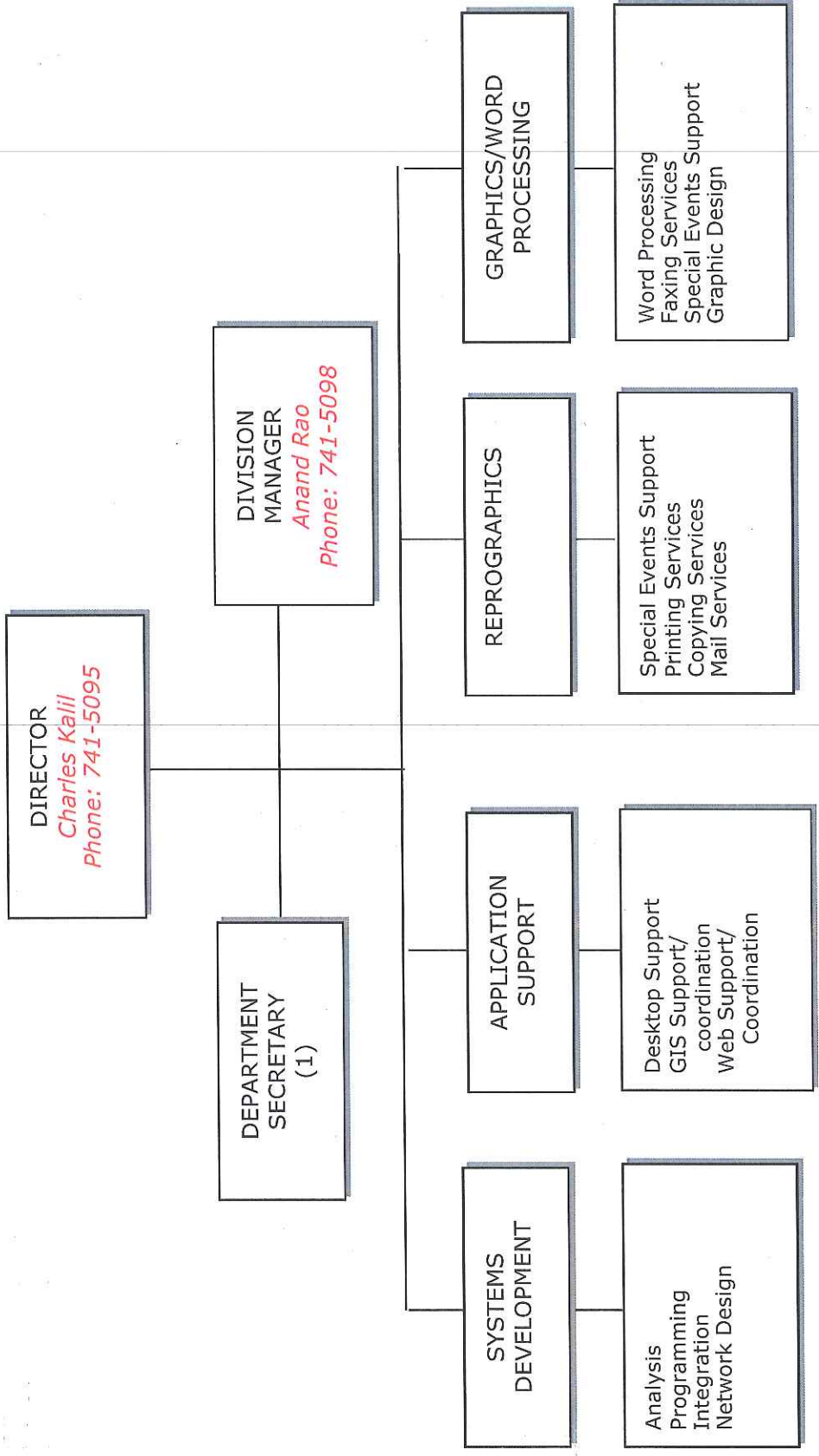
Skills Development
Seven Habits
Tuition Reimbursement
Mandated Training

BENEFITS
ADMINISTRATION

Insurance & Pensions
Workers Compensation
Safety Programs
Ride Share

Total Number of Employees - 9
Full Time - 8

Information Technology



Total Number of Employees - 19
Full Time - 17
Part Time - 2

Police

CHIEF OF POLICE
Todd Elgin
Phone: 741-5865

INTELLIGENCE
(1) Sworn

ADMIN SUPPORT
(1) Civilian

COMMUNITY POLICING
BUREAU
Police Captain:
Travis Whitman 741-5235

Patrol
Gang Suppression
Special Investigations
Traffic
Report Writers
Crime Analysis
Resort Services
SWAT
In-car Video System

ADMINISTRATIVE SERVICES
BUREAU
Police Captain:
Kevin Boddy 741-5731

Planning and Research
Budget and Purchasing
Accreditation
Facilities
Personnel and Training
Internal Affairs
Community Liaison
Reserves
Cadets
Mounted Enforcement
Master Reserve Officers

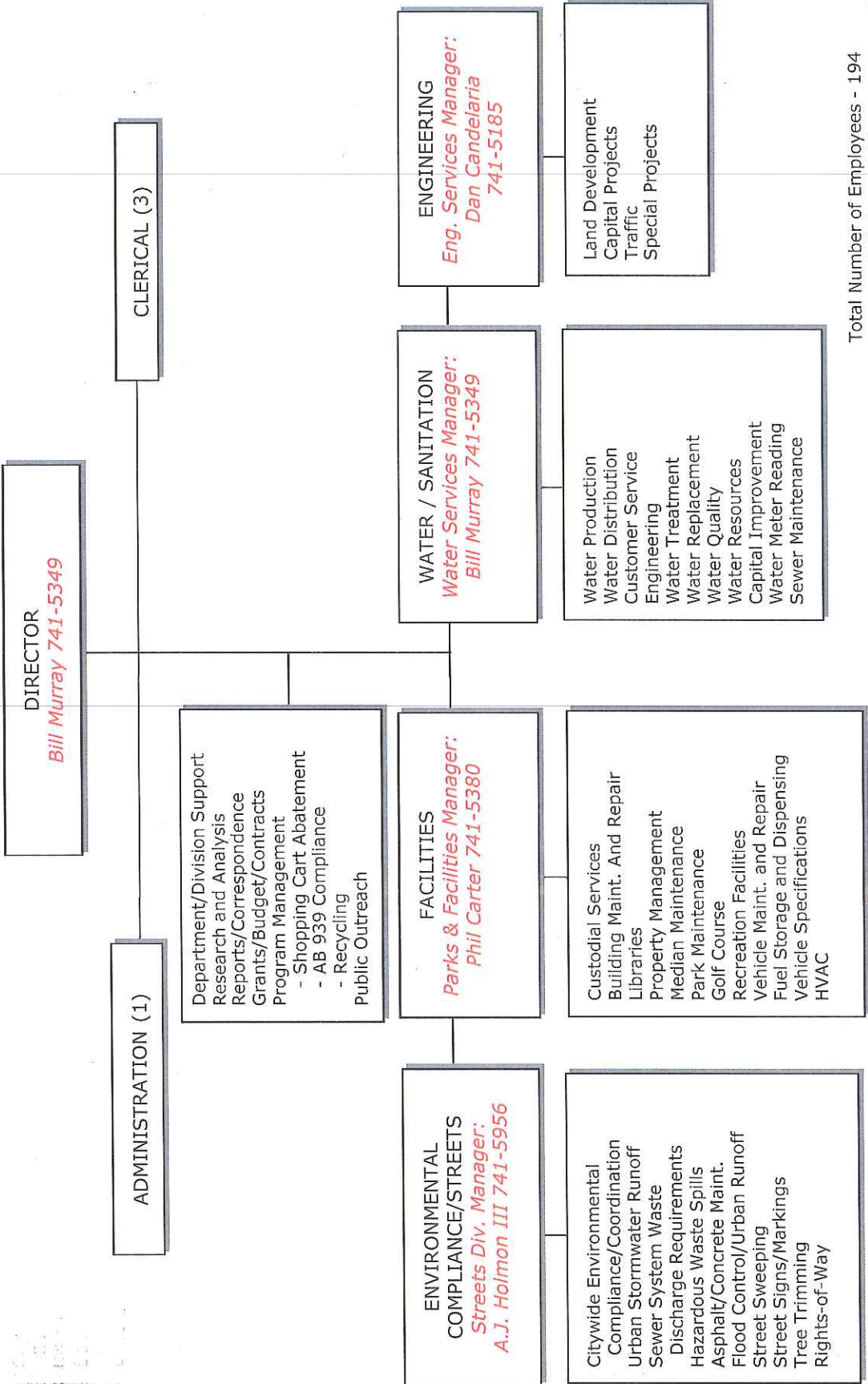
PUBLIC INFORMATION OFFICER
Lt. Bob Bogue 741-5786

SUPPORT SERVICES BUREAU
Police Captain:
Ben Stauffer 741-5899
Records Manager:
Vicky Helton 741-5715

Communications
Records
Court Liaison
Alarm Coordinator
Property and Evidence
Detectives
Systems Information
Youth Services

Total Number of Employees - 273
Full Time Sworn - 159
Full Time Civilian - 69
Part Time - 45

Public Works



Total Number of Employees - 194
Full Time - 150
Part Time - 44

City of Garden Grove

INTER-DEPARTMENT MEMORANDUM


To: Matthew Fertal
From: Kingsley Okereke
Dept: City Manager
Dept: Finance
Subject: INVESTMENT REPORT
FOR NOVEMBER 2014
Date: December 17, 2014

Enclosed is the November 2014 Investment Report which shows the financial institutions, types of investment instruments, monthly transactions, current month interest received, and the par and fair market value of investments held. The month-end cash in the bank and petty cash balances are also listed on the Cash and Investment Report. The pie chart reflects the investment instruments as a percentage of the total portfolio.

This investment portfolio meets State guidelines and adheres to the City investment policy. As of November 2014, the City invested 26.643% of its total portfolio in treasury securities and 50.541% in federally backed securities. 17.411% of the portfolio or \$32.021 million is invested in the Local Agency Investment Fund (LAIF) managed by the California State Treasurer. A portion of the investment portfolio is restricted as they are funds held and invested by an outside fiscal agent. The restrictions were set forth in the related bond indentures. As of November 2014, 5.404% of the portfolio is restricted. Please see chart on attachment A.

In summary, the investment portfolio is secured and the City has the necessary cash to pay its bills for six months in a timely manner.

Please call me at extension #5060 if you have any questions.



KINGSLEY OKEREKE
Assistant City Manager/Finance Director

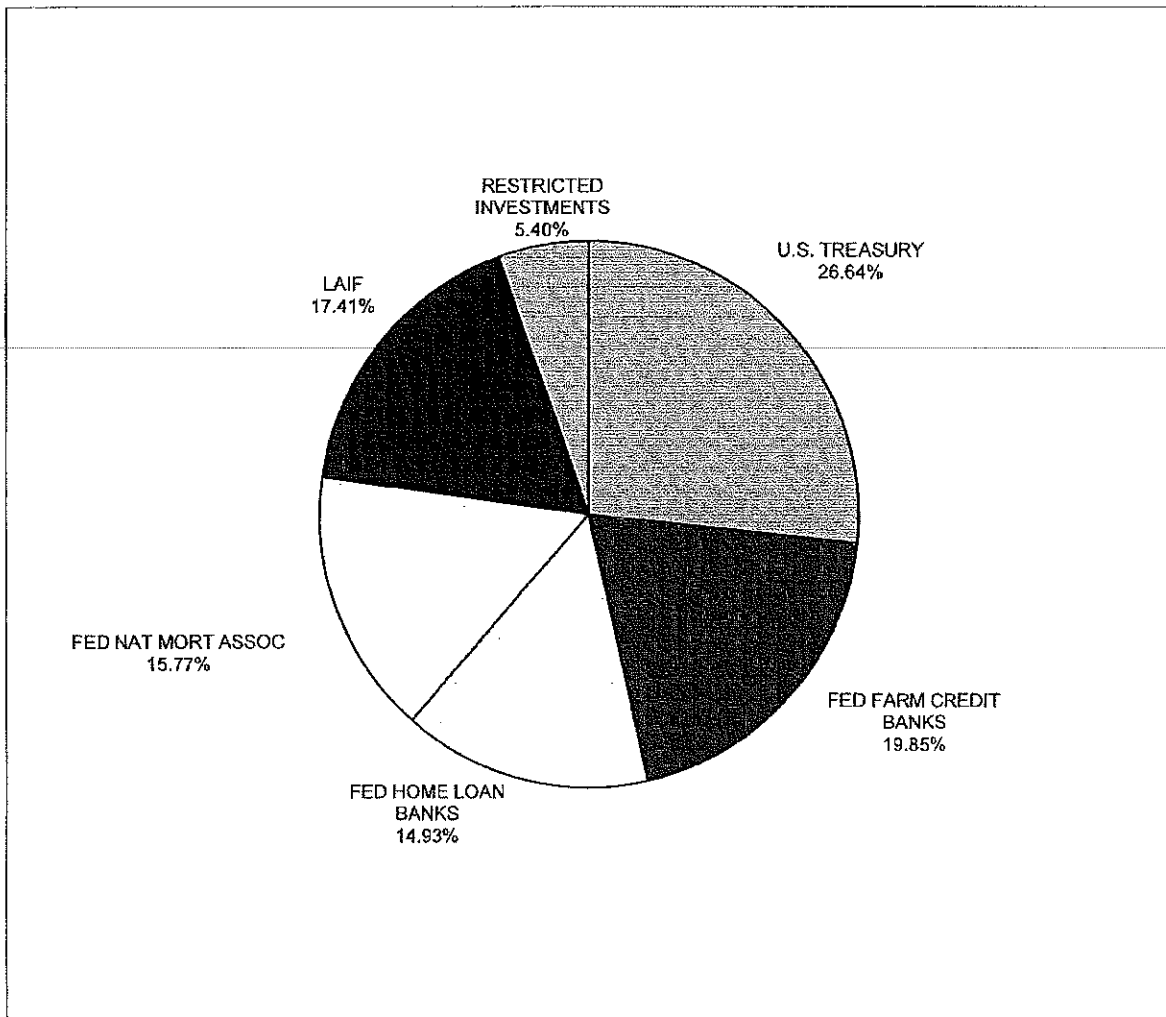
KO/EC/HW/RK/RM

Attachments
cc: Monica Neely

ATTACHMENT A

INVESTMENT SUMMARY November 2014

<u>TYPE OF INVESTMENT / FIN INSTITUTION</u>		<u>END. INV</u>	<u>% OF INV.</u>
U.S. TREASURY	\$	49,000,000	26.643%
FED FARM CREDIT BANKS		36,500,000	19.847%
FED HOME LOAN BANKS		27,450,000	14.926%
FED NAT MORT ASSOC		29,000,000	15.769%
LAIF		32,021,315	17.411%
RESTRICTED INVESTMENTS		9,938,861	5.404%
TOTAL OF INVESTMENTS	\$	183,910,176	100.000%



**WEIGHTED AVERAGE MATURITIES
November 2014**

Investment	Yield (Rate)	UBOC Held	Amount	Date of Maturity	No. Days to Mat 11/30/2014	Weighted Investment Amt (a / total a = c)	Weighted # of Days (b x c)
			(a)		(b)	(a / total a = c)	(b x c)
TREASURY							
U S TREASURY	2.500	*	3,000,000	03/31/15	121	1.72442%	2,087
U S TREASURY	1.750	*	3,000,000	07/31/15	243	1.72442%	4,190
U S TREASURY	2.250	*	3,000,000	02/29/16	456	1.72442%	7,863
U S TREASURY	2.375	*	4,000,000	02/28/15	90	2.29923%	2,069
U S TREASURY	0.375	*	3,000,000	06/15/15	197	1.72442%	3,397
U S TREASURY	0.250	*	2,000,000	09/15/15	289	1.14961%	3,322
U S TREASURY	1.500	*	4,000,000	06/30/16	578	2.29923%	13,290
U S TREASURY	1.500	*	3,000,000	07/31/16	609	1.72442%	10,502
U S TREASURY	1.000	*	6,000,000	08/31/16	640	3.44884%	22,073
U S TREASURY	1.000	*	6,000,000	10/31/16	701	3.44884%	24,176
U S TREASURY	1.375	*	3,000,000	06/30/18	1,308	1.72442%	22,555
U S TREASURY	1.500	*	3,000,000	08/31/18	1,370	1.72442%	23,825
U S TREASURY	1.250	*	3,000,000	10/31/18	1,431	1.72442%	24,676
U S TREASURY	1.375	*	3,000,000	07/31/18	1,339	1.72442%	23,090
CITY							
FHLB	2.875	*	3,000,000	06/12/15	194	1.72442%	3,345
FHLB	1.360	*	4,000,000	09/06/16	646	2.29923%	14,853
FHLB	1.625	*	1,000,000	09/28/15	302	0.57481%	1,736
FHLB	1.630	*	2,450,000	08/20/15	263	1.40828%	3,704
FHLB	2.125	*	2,000,000	06/10/16	558	1.14961%	6,415
FHLB	1.300	*	6,000,000	11/30/16	731	3.44884%	25,211
FHLB	1.000	*	3,000,000	06/09/17	922	1.72442%	15,899
FHLB	1.125	*	3,000,000	07/28/17	971	1.72442%	16,744
FHLB	2.250	*	3,000,000	09/08/17	1,013	1.72442%	17,468
FFCB							
FFCB	1.670	*	3,000,000	03/24/15	114	1.72442%	1,966
FFCB	1.500	*	2,000,000	11/16/15	351	1.14961%	4,035
FFCB	0.930	*	2,500,000	11/16/15	351	1.43702%	5,044
FFCB	1.050	*	3,000,000	03/28/16	484	1.72442%	8,346
FFCB	1.000	*	3,000,000	05/16/17	898	1.72442%	15,485
FFCB	0.370	*	2,000,000	10/14/15	318	1.14961%	3,656
FFCB	0.350	*	3,000,000	07/14/15	226	1.72442%	3,897
FFCB	0.360	*	3,000,000	08/14/15	257	1.72442%	4,432
FFCB	0.400	*	3,000,000	02/01/16	428	1.72442%	7,381
FFCB	1.160	*	3,000,000	10/23/17	1,058	1.72442%	18,244
FFCB	1.460	*	3,000,000	11/21/18	1,452	1.72442%	25,039
FFCB	1.470	*	3,000,000	07/09/18	1,317	1.72442%	22,711
FFCB	1.590	*	3,000,000	10/01/18	1,401	1.72442%	24,159
FNMA							
FNMA	2.200	*	3,000,000	03/24/16	480	1.72442%	8,277
FNMA	2.170	*	3,000,000	09/15/16	655	1.72442%	11,295
FNMA	1.625	*	2,000,000	10/26/15	330	1.14961%	3,794
FNMA	5.375	*	3,000,000	07/15/16	593	1.72442%	10,226
FNMA	0.875	*	3,000,000	10/26/17	1,061	1.72442%	18,296
FNMA	1.000	*	3,000,000	09/20/17	1,025	1.72442%	17,675
FNMA	1.325	*	3,000,000	11/27/18	1,458	1.72442%	25,142
FNMA	0.875	*	3,000,000	02/08/18	1,166	1.72442%	20,107
FNMA	0.875	*	3,000,000	08/28/17	1,002	1.72442%	17,279
FNMA	0.875	*	3,000,000	05/21/18	1,268	1.72442%	21,866
LAIF/REPO/COMMERCIAL PAPER							
LAIF	0.500		32,021,315	11/30/14	-	18.40609%	0.000
			173,971,315		32,665	100.00000%	591
							Wtd. Avg. Mat.
RESTRICTED							
UNION BANK -2008 Katella Cottages			175,517	11/30/14	-	1.76598%	0.000
U.S. BANK-2002 C-OP			1,564,528	11/30/14	-	15.74152%	0.000
U.S. BANK-2004 WATER			1,303,250	11/30/14	-	13.11267%	0.000
US BANK -2006 SEWER			1,467,250	11/30/14	-	14.76276%	0.000
US BANK -2010 WATER			696,305	11/30/14	-	7.00588%	0.000
US BANK -2014 TARB			4,732,012	11/30/14	-	47.61121%	0.000
			9,938,861		-	100.00000%	-
Investment Total			183,910,176			TOT WAM	559

CASH AND INVESTMENT REPORT
 PERIOD ENDING NOVEMBER 30, 2014

TYPE (INVESTMENT/ FINANCIAL INSTITUTION)	BEGINNING INVESTMENT PURCHASES		CURRENT MONTH PURCHASES		CURRENT MONTH MATURITIES		ENDING INVESTMENT MATURITIES		PERIOD INTEREST RECEIVED	PAR VALUE	MARKET VALUE	LAST INT REC'D DATE
	RATE %	DATE	AMOUNT	DATE	AMOUNT	DATE	AMOUNT	DATE				
LAIF	0.500		28,021,314.87		5,500,000.00		32,021,314.87					04/16/14
			28,021,314.87		5,500,000.00		32,021,314.87					
			SHARES/ UNITS HELD									
U.S. TREASURY	2.375	01/07/13	4,000,000.00				02/28/15	4,000,000.00		4,000,000.00	4,022,520.00	09/02/14
U.S. TREASURY	2.500	07/08/11	3,000,000.00				03/31/15	3,000,000.00		3,000,000.00	3,023,910.00	09/30/14
U.S. TREASURY	0.375	01/07/13	3,000,000.00				08/15/15	3,000,000.00		3,000,000.00	3,005,160.00	08/16/14
U.S. TREASURY	1.750	12/08/11	3,000,000.00				07/31/15	3,000,000.00		3,000,000.00	3,032,820.00	07/31/14
U.S. TREASURY	0.250	04/25/13	2,000,000.00				08/15/15	2,000,000.00		2,000,000.00	2,002,500.00	08/15/14
U.S. TREASURY	2.250	02/08/12	3,000,000.00				02/29/16	3,000,000.00		3,000,000.00	3,071,950.00	08/02/14
U.S. TREASURY	1.500	01/11/13	1,000,000.00				08/30/16	1,000,000.00		1,000,000.00	4,075,320.00	08/30/14
U.S. TREASURY	1.500	03/15/13	3,000,000.00				08/30/16	3,000,000.00		3,000,000.00		
U.S. TREASURY	1.600	01/11/13	3,000,000.00				07/31/16	3,000,000.00		3,000,000.00	3,057,420.00	07/31/14
U.S. TREASURY	1.000	04/25/13	3,000,000.00				08/31/16	3,000,000.00		3,000,000.00	6,064,200.00	09/02/14
U.S. TREASURY	1.000	05/09/13	3,000,000.00				08/31/16	3,000,000.00		3,000,000.00		
U.S. TREASURY	1.000	04/25/13	3,000,000.00				10/31/16	3,000,000.00		3,000,000.00	6,063,750.00	10/31/14
U.S. TREASURY	1.000	05/09/13	3,000,000.00				10/31/16	3,000,000.00		3,000,000.00		
U.S. TREASURY	1.375	03/27/14	3,000,000.00				08/30/16	3,000,000.00		3,000,000.00	3,025,770.00	08/30/14
U.S. TREASURY	1.375	06/05/14	3,000,000.00				07/31/16	3,000,000.00		3,000,000.00	3,023,190.00	07/31/14
U.S. TREASURY	1.500	04/02/14	3,000,000.00				08/31/16	3,000,000.00		3,000,000.00	3,034,660.00	09/02/14
U.S. TREASURY	1.250	05/04/14	3,000,000.00				10/31/16	3,000,000.00		3,000,000.00	3,000,890.00	10/31/14
			49,000,000.00					49,000,000.00		49,000,000.00	49,503,450.00	

FEDERAL HOME LOAN BANKS												
TYPE (INVESTMENT/ FINANCIAL INSTITUTION)	BEGINNING INVESTMENT PURCHASES		CURRENT MONTH PURCHASES		CURRENT MONTH MATURITIES		ENDING INVESTMENT MATURITIES		PERIOD INTEREST RECEIVED	PAR VALUE	MARKET VALUE	LAST INT REC'D DATE
	RATE %	DATE	AMOUNT	DATE	AMOUNT	DATE	AMOUNT	DATE				
FHLB	2.125	12/01/11	2,000,000.00				05/10/15	2,000,000.00		2,000,000.00	2,051,400.00	06/10/14
FHLB	1.500	09/08/11	4,000,000.00				08/08/16	4,000,000.00		4,000,000.00	4,061,120.00	09/08/14
FHLB	2.875	09/31/11	3,000,000.00				08/12/15	3,000,000.00		3,000,000.00	3,043,710.00	06/12/14
FHLB	1.630	09/23/11	2,450,000.00				08/20/15	2,450,000.00		2,450,000.00	2,474,500.00	08/20/14
FHLB	1.625	08/07/11	1,000,000.00				09/29/15	1,000,000.00		1,000,000.00	1,011,400.00	09/29/14
FHLB	1.300	12/02/11	3,000,000.00				11/30/16	3,000,000.00		3,000,000.00	6,101,940.00	05/30/14
FHLB	1.300	12/02/11	3,000,000.00				11/30/16	3,000,000.00		3,000,000.00		
FHLB	1.000	09/25/13	3,000,000.00				08/09/17	3,000,000.00		3,000,000.00	3,011,150.00	08/09/14
FHLB	1.125	07/29/13	3,000,000.00				07/28/17	3,000,000.00		3,000,000.00	3,013,890.00	07/28/14
FHLB	2.250	12/17/13	3,000,000.00				09/08/17	3,000,000.00		3,000,000.00	3,107,750.00	09/08/14
			27,450,000.00					27,450,000.00		27,450,000.00	27,876,430.00	

CASH AND INVESTMENT REPORT
PERIOD ENDING NOVEMBER 30, 2014

TYPE INVESTMENT/ FINANCIAL INSTITUTION	BEGINNING INVESTMENT PURCHASES		CURRENT MONTH PURCHASES		CURRENT MONTH MATURITIES		ENDING INVESTMENT MATURITIES		PERIOD INTEREST RECEIVED	PAR VALUE	MARKET VALUE	LAST INT RECD DATE
	RATE %	DATE	AMOUNT	DATE	AMOUNT	DATE	AMOUNT	DATE				
FEDERAL FARM CREDIT BANKS												
FFCB	1.625	05/23/11	3,000,000.00	11/19/14	3,000,000.00	11/19/14	3,000,000.00	11/19/14	24,375.00	3,000,000.00	3,014,730.00	11/19/14
FFCB	1.670	07/08/11	3,000,000.00	03/24/15		03/24/15	3,000,000.00	03/24/15		3,000,000.00	2,001,800.00	09/24/14
FFCB	0.350	01/14/13	2,000,000.00	08/14/15	2,000,000.00	08/14/15	2,000,000.00	08/14/15		2,000,000.00	2,001,800.00	07/14/14
FFCB	0.360	01/14/13	2,500,000.00	10/14/15	2,500,000.00	10/14/15	2,500,000.00	10/14/15		2,500,000.00	2,804,025.00	08/14/14
FFCB	0.370	01/14/13	3,000,000.00	11/18/15	3,000,000.00	11/18/15	3,000,000.00	11/18/15	22,500.00	3,000,000.00	3,005,160.00	10/14/14
FFCB	1.590	10/12/11	3,000,000.00	11/18/15	3,000,000.00	11/18/15	3,000,000.00	11/18/15	8,300.00	3,000,000.00	3,036,030.00	11/17/14
FFCB	0.360	11/17/11	2,000,000.00	02/07/16	2,000,000.00	02/07/16	2,000,000.00	02/07/16		2,000,000.00	2,014,900.00	11/17/14
FFCB	0.400	02/01/13	3,000,000.00	03/28/16	3,000,000.00	03/28/16	3,000,000.00	03/28/16		3,000,000.00	3,001,410.00	09/01/14
FFCB	1.050	03/28/12	3,000,000.00	08/16/17	3,000,000.00	08/16/17	3,000,000.00	08/16/17	15,000.00	3,000,000.00	3,027,510.00	09/29/14
FFCB	1.000	05/16/12	3,000,000.00	10/23/17	3,000,000.00	10/23/17	3,000,000.00	10/23/17		3,000,000.00	3,019,200.00	11/17/14
FFCB	1.160	01/23/14	3,000,000.00	11/21/18	3,000,000.00	11/21/18	3,000,000.00	11/21/18		3,000,000.00	3,032,580.00	10/23/14
FFCB	1.460	06/05/14	3,000,000.00	07/09/18	3,000,000.00	07/09/18	3,000,000.00	07/09/18	21,900.00	3,000,000.00	3,039,150.00	11/21/14
FFCB	1.470	07/09/14	3,000,000.00	10/01/18	3,000,000.00	10/01/18	3,000,000.00	10/01/18		3,000,000.00	3,007,350.00	11/21/14
FFCB	1.590	10/01/14	3,000,000.00		3,000,000.00		3,000,000.00			3,000,000.00	3,025,260.00	
			39,500,000.00		3,000,000.00		38,500,000.00		83,075.00	38,500,000.00	36,719,705.00	
FED NAT MORT ASSOC												
FNMA	2.625	04/13/11	3,000,000.00	11/20/14	3,000,000.00	11/20/14	3,000,000.00	11/20/14	39,375.00	3,000,000.00	3,037,710.00	11/20/14
FNMA	1.625	12/07/11	3,000,000.00	03/24/16	3,000,000.00	03/24/16	3,000,000.00	03/24/16		3,000,000.00	3,069,450.00	09/24/14
FNMA	2.200	11/17/11	3,000,000.00	09/15/16	2,000,000.00	09/15/16	2,000,000.00	09/15/16		2,000,000.00	2,058,600.00	09/15/14
FNMA	2.170	11/17/11	2,000,000.00	10/26/17	3,000,000.00	10/26/17	3,000,000.00	10/26/17		3,000,000.00	3,241,930.00	07/15/14
FNMA	5.375	05/09/13	3,000,000.00	08/28/18	3,000,000.00	08/28/18	3,000,000.00	08/28/18		3,000,000.00	2,891,860.00	10/27/14
FNMA	0.875	09/13/13	3,000,000.00	11/27/18	3,000,000.00	11/27/18	3,000,000.00	11/27/18	24,375.00	3,000,000.00	3,027,930.00	11/28/14
FNMA	1.000	10/01/13	3,000,000.00	08/29/17	3,000,000.00	08/29/17	3,000,000.00	08/29/17		3,000,000.00	3,004,860.00	09/22/14
FNMA	1.625	12/19/13	3,000,000.00	02/08/18	3,000,000.00	02/08/18	3,000,000.00	02/08/18		3,000,000.00	3,000,690.00	08/28/14
FNMA	0.875	01/18/14	3,000,000.00		3,000,000.00		3,000,000.00			3,000,000.00	2,979,750.00	08/08/14
FNMA	0.875	01/09/14	3,000,000.00		3,000,000.00		3,000,000.00			3,000,000.00	2,979,750.00	11/21/14
FNMA	0.875	08/05/14	3,000,000.00		3,000,000.00		3,000,000.00			3,000,000.00	29,383,130.00	
			32,000,000.00		3,000,000.00		29,000,000.00		76,875.00	29,000,000.00	28,383,130.00	
					11,500,000.00		173,971,314.87		169,950.00	141,950,000.00	143,482,715.00	
			9,500,000.00		9,500,000.00							
					173,971,314.87							
			173,971,314.87		11,500,000.00		173,971,314.87		169,950.00	141,950,000.00	143,482,715.00	
			9,500,000.00		9,500,000.00							
					11,500,000.00							
			173,971,314.87		11,500,000.00		173,971,314.87		169,950.00	141,950,000.00	143,482,715.00	
			9,500,000.00		9,500,000.00							
					11,500,000.00							
			173,971,314.87		11,500,000.00		173,971,314.87		169,950.00	141,950,000.00	143,482,715.00	
			9,500,000.00		9,500,000.00							
					11,500,000.00							
			173,971,314.87		11,500,000.00		173,971,314.87		169,950.00	141,950,000.00	143,482,715.00	
			9,500,000.00		9,500,000.00							
					11,500,000.00							
			173,971,314.87		11,500,000.00		173,971,314.87		169,950.00	141,950,000.00	143,482,715.00	
			9,500,000.00		9,500,000.00							
					11,500,000.00							
			173,971,314.87		11,500,000.00		173,971,314.87		169,950.00	141,950,000.00	143,482,715.00	
			9,500,000.00		9,500,000.00							
					11,500,000.00							
			173,971,314.87		11,500,000.00		173,971,314.87		169,950.00	141,950,000.00	143,482,715.00	
			9,500,000.00		9,500,000.00							
					11,500,000.00							
			173,971,314.87		11,500,000.00		173,971,314.87		169,950.00	141,950,000.00	143,482,715.00	

SUBTOTAL

CASH AND INVESTMENT REPORT
PERIOD ENDING NOVEMBER 30, 2014

TYPE INVESTMENT/ FINANCIAL INSTITUTION	BEGINNING INVESTMENT PURCHASES RATE %	DATE	AMOUNT	CURRENT MONTH PURCHASES DATE	DATE	AMOUNT	CURRENT MONTH MATURITIES DATE	DATE	AMOUNT	ENDING INVESTMENT MATURITIES AMOUNT	PERIOD INTEREST RECEIVED	PAR VALUE	MARKET VALUE	LAST INT RECD DATE

CASH WITH FISCAL AGENTS

RESTRICTED INVESTMENTS														
US BANK - 2002 COP		11/30/14	1,564,527.50					11/30/14		1,564,527.50				
US BANK - 2014 TABB		11/30/14	4,732,012.06					11/30/14		4,732,012.06				
UNION BANK - 2008 Kallella Collages (Van Kampen)		11/30/14	1,755,515.58					11/30/14		1,755,515.58				
US BANK - 2004 WATER		11/30/14	1,303,250.00					11/30/14		1,303,250.00				
US BANK - 2008 SEWER		11/30/14	1,467,250.00					11/30/14		1,467,250.00				
US BANK - 2010 WATER		11/30/14	896,304.85					11/30/14		896,304.85				
			<u>9,838,861.00</u>							<u>9,838,861.00</u>				
SUBTOTAL			<u>9,838,861.00</u>							<u>9,838,861.00</u>				
TOTAL INVESTMENTS			<u>9,900,000.00</u>			<u>11,500,000.00</u>				<u>183,910,175.87</u>				

CASH AND INVESTMENT REPORT
 PERIOD ENDING NOVEMBER 30, 2014

TYPE INVESTMENT/ FINANCIAL INSTITUTION	BEGINNING INVESTMENT PURCHASES RATE %	DATE	AMOUNT	CURRENT MONTH PURCHASES DATE	AMOUNT	DATE	CURRENT MONTH MATURITIES DATE	AMOUNT	DATE	ENDING INVESTMENT MATURITIES AMOUNT	PERIOD INTEREST RECEIVED	PAR VALUE	MARKET VALUE	LAST INT REC'D DATE

CASH IN BANK

										Ending Cash Balance				
COMMERCIAL BANK-Wilford		11/30/14	169,355.31							169,355.31				
WELLS FARGO BANK - Civic Center Housing		11/30/14	60,063.83							60,063.83				
UNION BANK OF CALIFORNIA														
Charge Back Account		11/30/14	8,620.81							8,620.81				
General Account		11/30/14	2,277,024.88							2,277,024.88				
Home		11/30/14	216.22							216.22				
Housing Authority (Accounting)		11/30/14	148,638.00							148,638.00				
Housing Authority Escrow		11/30/14	104,566.46							104,566.46				
Liability		11/30/14	71,851.80							71,851.80				
Workers Comp		11/30/14	222,898.34							222,898.34				
Successor Agency		11/30/14	330,093.91							330,093.91				
			3,393,413.56							3,393,413.56				

SUBTOTAL

PETTY CASH ACCOUNTS

Change Fund		11/30/14	3,660.00							3,660.00				
Finance		11/30/14	3,000.00							3,000.00				
Departments		11/30/14	3,550.00							3,550.00				
Police Dept-SIU		11/30/14	30,000.00							30,000.00				
Police Dept-Drug		11/30/14	3,500.00							3,500.00				
Police Dept-Reg		11/30/14	200.00							200.00				
			43,930.00							43,930.00				

SUBTOTAL

GRAND TOTAL INVESTMENTS

			9,500,000.00							11,500,000.00				
										187,347,625.43				
												141,950,000.00		
														143,482,715.00

CITY CLERK'S OFFICE

Updated January 6, 2015

Public Records Request Log

CITY MANAGER

Date	Name	Request	Division	Due Date	Completed
10/14/2014	Thy Vo Voice of OC	Copies of all communications between and among GGFD management and City of GG management regarding Jeremy Broadwater.	City Manager Human Resources I.T. Fire City Attorney	Extended	12/29/2014
11/7/2014	Thy Vo Voice of OC	All communications between and among City Manager Matt Ferta, Laura Stover and John Clark for the period of 1/1/12 to 11/07/14.	City Manager Human Resources I.T. City Attorney	12/15/2014	12/22/2014
11/7/2014	Thy Vo Voice of OC	Communication between and among GG Management regarding the departure of John Clark.	City Manager Human Resources I.T. City Attorney	12/15/2014	12/22/2014

COMMUNITY

Date	Name	Request	Department	Due Date	Completed
12/9/2014	Christine Kim Crown Castle	Entitlement/zoning approvals for cell site facilities located at 10522 McFadden, 12211 Magnolia St., 13072 Fairview St., and 13732 Clinton St.	Planning	12/19/2014	
1/2/2015	Kathryn Farrar Zoning Info, Inc.	any open building code violations, open zoning code violations, Certificates of Occupancy, road construction that would take right of way from the property, variances, zoning cases, conditional use permits, special use permits, or ordinances for the Kona Gardens Apartments located at 9731 Acacia Avenue and the Magnolia Apartments located at 13111 Magnolia Street in Garden Grove.	Building Planning Code Enforcement	1/12/2015	

FINANCE					
Date	Name	Request	Division	Due Date	Completed
11/12/2014	Thy Vo Voice of OC	All Fire Department supplemental budget items submitted for the 2012-13 and 2013-14 fiscal year budgets.	Finance City Attorney	Extended	
12/19/2014	BidOcean	List of planholders for the Replacement of 103 Gate Valves, RFP #S-1157, bid date 1/15/15.	Finance	1/2/2015	1/5/2015
1/2/2015	Ryan Bui ADP	New business lists for August through December 2014.	Business Tax	1/12/2015	
1/5/2015	Chris Davis Market Force Corp.	New business list for December 2014.	Business Tax	1/15/2015	
1/5/2015	Vinh Le	New business list for December 2014.	Business Tax	1/15/2015	
1/6/2015	Scott Christensen Accutrend Data Corp	New business list for December 2014.	Business Tax	1/16/2015	

FIRE					
Date	Name	Request	Division	Due Date	Completed
10/14/2014	Thy Vo Voice of OC	Copies of all communications between and among GGFD management and City of GG management regarding Jeremy Broadwater.	City Manager Human Resources I.T. Fire City Attorney	Extended	12/29/2014
12/16/2014	Brett Larson Scolinos, Sheldon & Nevell	Reports from an accident that occurred on the SR-22 E/B on 10/19/14 at 3:30 p.m.	Fire	12/23/2014	12/19/2014
12/19/2014	Steve Howe OC District Attorney's Office	Incident Report No. G1401478 for an incident that occurred on 02/14/14, at approx. 2:40 p.m. at 9741 Chapman Ave.	Fire	1/2/2015	12/19/2014
12/19/2014	Jessica Harouni Oakwood Legal Group, LLC	Medical records pertaining to Bridgette Louis for an incident that occurred on 06/29/14 at 2:30 p.m. on Dale Ave. in GG.	Fire	Waiting for signed medical release.	
1/2/2015	Chris McShane Office of the District Attorney	Any and all documents regarding the fire that occurred at Bolsa Grande HS located at 9401 Westminster Ave. GG on 12/07/14.	Fire	1/12/2015	

FIRE (continued)

Date	Name	Request	Division	Due Date	Completed
1/2/2015	Amada Lagunas Fulcrum Resources Environmental	Hazardous materials disclosures for the properties located at 11101-11115 Brookhurst St. and 9912-9952 Katella Ave. in GG.	Fire	1/12/2015	
1/5/2015	Dominic Juego Partner Engineering and Science, Inc.	Information regarding fire violations for the Magnolia Apts located at 13111 Magnolia St and the Kona Garden Apts located at 9731 Acacia Ave.	Fire	1/15/2015	
1/5/2015	Gwen Berthold Sheraton	Incident report #G1411740.	Fire	1/15/2015	
1/5/2015	James Sin	Fire inspection report for Han Woo Ri located at 12942 Galway St. in GG.	Fire	1/15/2015	

HUMAN RESOURCES

Date	Name	Request	Division	Due Date	Completed
10/14/2014	Thy Vo Voice of OC	Copies of all communications between and among GGFD management and City of GG management regarding Jeremy Broadwater.	City Manager Human Resources I.T. Fire City Attorney	Extended	12/29/2014
11/7/2014	Thy Vo Voice of OC	All communications between and among City Manager Matt Fertil, Laura Stover and John Clark for the period of 1/1/12 to 11/07/14.	City Manager Human Resources I.T. City Attorney	12/15/2014	1/5/2015
11/7/2014	Thy Vo Voice of OC	Communication between and among GG Management regarding the departure of John Clark.	City Manager Human Resources I.T. City Attorney	12/15/2014	1/6/2015
1/2/2015	Thy Vo Voice of OC	All employee promotions, department transfers, salary changes and/or reclassifications, hiring or firing authorized between 11/17/14 and 12/29/14.	Human Resources	1/12/2015	1/6/2015

INFORMATION TECHNOLOGY

Date	Name	Request	Division	Due Date	Completed
10/14/2014	Thy Vo Voice of OC	Copies of all communications between and among GGFD management and City of GG management regarding Jeremy Broadwater.	City Manager Human Resources I.T. Fire City Attorney	Extended	12/29/2014
11/07/14	Thy Vo Voice of OC	All communications between and among City Manager Matt Fertal, Laura Stover and John Clark for the period of 1/1/12 to 11/07/14.	City Manager Human Resources I.T. City Attorney	11/17/2014	12/22/2014
11/07/14	Thy Vo Voice of OC	Communication between and among GG Management regarding the departure of John Clark.	City Manager Human Resources I.T. City Attorney	11/17/2014	1/6/2015

PUBLIC WORKS

Date	Name	Request	Division	Due Date	Complete
12/18/2014	Tanja McCondichie CBRE	Original building permits & certificates of occupancy for the properties located at 9912-9952 Katell Ave. and 11101-11115 Brookhurst St. in GG.	Building	1/2/2015	12/29/2014
12/17/2014	Dan Mitchell	Information on the traffic signal located at the intersection of Lampson Ave. and West St. in GG.	Engineering	12/23/2014	12/22/2014
12/17/2014	Adam Arthur	Report of the count and dollar value of unpaid parking citations issued by the City of GG for the last 5 years.	Public Works	12/23/2014	12/22/2014

PUBLIC WORKS (continued)

Date	Name	Request	Division	Due Date	Complete
1/2/2015	Kathryn Farrar Zoning Info, Inc.	any open building code violations, open zoning code violations, Certificates of Occupancy, road construction that would take right of way from the property, variances, zoning cases, conditional use permits, special use permits, or ordinances for the Kona Gardens Apartments located at 9731 Acacia Avenue and the Magnolia Apartments located at 13111 Magnolia Street in Garden Grove.	Building Planning Code Enforcement	1/12/2015	Complete
1/2/2015	Kristen Shepherd Auto Club of So. Calif	Information regarding the traffic signal located at the intersection of Brookhurst & Trask on 12/10/13.	Engineering	1/12/2015	

CITY ATTORNEY

Date	Name	Request	Division	Due Date	Completed
10/14/2014	Thy Vo Voice of OC	Copies of all communications between and among GGFD management and City of GG management regarding Jeremy Broadwater.	City Manager Human Resources I.T. Fire City Attorney	Extended	12/29/2014
11/7/2014	Thy Vo Voice of OC	All communications between and among City Manager Matt Fertal, Laura Stover and John Clark for the period of 1/1/12 to 11/07/14.	City Manager Human Resources I.T. City Attorney	12/15/2014	1/5/2015
11/7/2014	Thy Vo Voice of OC	Communication between and among GG Management regarding the departure of John Clark.	City Manager Human Resources I.T. City Attorney	12/15/2014	1/6/2015
11/12/2014	Thy Vo Voice of OC	All Fire Department supplemental budget items submitted for the 2012-13 and 2013-14 fiscal year budgets.	Finance City Attorney	Extended	

City of Garden Grove

INTER-DEPARTMENT MEMORANDUM

To: Allan L. Roeder
Dept.: City Manager

From: Maria Stipe
Dept.: City Manager

Subject: ALLOCATION FROM THE GARDEN GROVE
DISPOSAL COMMUNITY DONATIONS
ACCOUNT TO SUPPORT A SISTER CITY
RECEPTION ON JANUARY 22

Date: January 8, 2015

OBJECTIVE

To provide information to the City Council regarding an anticipated allocation from the Garden Grove Disposal Community Donations Account to support a dinner reception for visiting students and chaperones from our Sister City of Anyang, Korea.

DISCUSSION

For the past 25 years, the City of Garden Grove has worked to foster friendship, understanding and cooperation with its Sister City in Anyang, Korea. This has been accomplished through support of the Sister City Association and annual student exchange program, various business meetings, as well as participation in a public employee exchange program.

From January 17 through January 25, a delegation of 10 high school students and two chaperones from Anyang, Korea will once again be visiting Garden Grove. Typically, a dinner reception for the students would be held at the Community Meeting Center in advance of a City Council Meeting in which the City Council would present the students with honorary citizenship certificates and some small City of Garden Grove mementos.

Since a City Council meeting is not scheduled during this year's visit, the president of the Sister City Association has requested that the City host a dinner reception with the students and their chaperones at Carolina's restaurant on West Street in Garden Grove on January 22. To support the reception, the Sister City President has requested an allocation from the Garden Grove Disposal Community Donations account.

Absent any objections from the City Council, staff is planning to submit an allocation request for a not to exceed amount of \$750 for approval by Central Management, in accordance with the City's administrative procedure for use of these funds. The City's administrative procedure for requesting funds from the Garden Grove Disposal Community Donations account is attached. If you have any questions or concerns, please contact me or Allan Roeder.


MARIA STIPE
Deputy City Manager

Attachment: Procedure for Requesting Funds from the Community Donations Account

**PROCEDURE FOR REQUESTING FUNDS FROM THE
GARDEN GROVE DISPOSAL COMMUNITY DONATIONS
ACCOUNT**

PURPOSE: To establish a procedure for requesting funds to supplement community activities from the Garden Grove Disposal Community Donations account.


Excerpt from Solid Waste Disposal Agreement, Section 11.6: Republic Services shall make a payment (each year of the contract term) of Twenty Thousand Dollars (\$20,000.00) to City to use for community programs of any nature as City deems appropriate, including, but not be limited to, public holiday celebrations, public concerts, youth activities, senior citizen programs and continuing education classes.

REGULATION:

1. Requests for funds will be managed and distributed by the City Manager's Office, subject to approval by Central Management. The point of contact to request funds is through the Deputy City Manager.
2. Funds will be used to supplement community activities throughout the City.
3. Due to the broad range of community programs that are carried out or supported by the City each year (e.g., Christmas tree lighting celebration, youth and senior programs, Public Works Open House, Fire Services Day, National Night Out and many others) requests will be limited to Departments within the City organization and will not be open to outside groups.
4. Funds will be allocated to support programs that provide broad community benefit.

March 10, 2014

Date



Matthew J. Fertal
City Manager

City of Garden Grove

INTER-DEPARTMENT MEMORANDUM

To: Allan L. Roeder

From: Maria Stipe

Dept.: City Manager

Dept.: City Manager

Subject: RENEWAL OF MEMBERSHIP IN THE LEAGUE OF CALIFORNIA CITIES AND ASSOCIATION OF CALIFORNIA CITIES-ORANGE COUNTY Date: January 8, 2015

OBJECTIVE

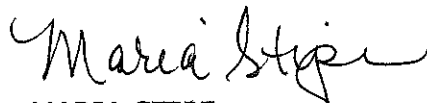
To provide information about the City's membership in the League of California Cities (LOCC) and Association of California Cities-Orange County (ACC-OC) and advise the City Council regarding continued membership for 2015.

DISCUSSION

The LOCC is an association of California city officials who work together to enhance their knowledge and skill, exchange information and combine resources so that they may influence policy decisions that affect cities. In 2014, the League achieved success in the Legislature and the courts, and it engaged City officials across the state through regular publications, conferences and meetings, webinars and other in-depth resources. The ACC-OC serves as a regional advocate for public policy and local control both locally and in Sacramento. Among the ACC-OC's offerings are legislative advocacy for cities, education programs for elected leaders and staff, best practices and policy guidelines, and research services on issues confronting cities.

The City of Garden Grove has been a member of the LOCC for many years (with a break in membership for budgetary reasons prior to 2009) and has been a member of the Association of California Cities since its formation in 2011. Staff recently renewed the City's membership in the ACC-OC for 2015 and is planning to renew membership in the LOCC for 2015, later this month. Membership dues for calendar year 2015 are \$31,636 for the LOCC and \$28,166 for the ACC-OC. Funding for renewed membership in both organizations was approved by the City Council in the FY 2014-15 Budget.

Additional information about both organizations is attached. If you have any questions or concerns, please contact me or Allan Roeder.



MARIA STIPE
Deputy City Manager

Attachment 1: LOCC Information and 2014 Annual Report
Attachment 2: ACCOC Information

LEAGUE OF CALIFORNIA CITIES

LEAGUE MEMBERSHIP -- A GREAT INVESTMENT

Customized Return on Investment Report
December 2014

	FY2005-06	FY2006-07	FY2007-08	FY2008-09	FY2009-10	FY2010-11	FY2011-12	FY2012-13	FY2013-14	FY2014-15	Total
GARDEN GROVE											
GARDEN GROVE's Dues	29,482	30,715	31,636	31,636	31,636	31,636	31,636	31,636	31,636	31,636	281,649
VLF/Property Tax Swap ⁽¹⁾	737,092	1,782,171	2,945,047	4,241,853	4,531,008	4,684,281	4,334,799	4,510,029	4,716,465	4,738,888	37,221,633
Prop. 42 (local streets)	767,026	1,262,147	0	1,491,300	1,637,009	↓	↓	↓	↓	↓	5,157,482
HUTA state taking blocked	/				2,797,153	↓	↓	↓	↓	↓	2,797,153
HUTA and Prop. 42 protected by Prop. 22 ⁽²⁾						3,956,903	4,904,016	4,113,233	5,102,702	4,359,587	22,436,442
Property Tax loan securitized / prohibited by Prop. 22 ⁽³⁾					2,610,493	712,837					2,610,493
VLF shift prohibited by Prop. 22 ⁽⁴⁾											
SB89 VLF Shift						17,372,047					17,372,047
Redevelopment TI protected by Prop. 22											
Redevelopment Disolution (net of ROPS) ⁽⁵⁾							-619,510	-604,349	-615,878	-629,280	-2,469,017
Police Grants - Supplemental Budget							>>>	-16,901,553	<<<	<<<	-16,901,553
Pre-2004 Mandate Claims payment									1,646,178	2,394,441	4,040,619
Total Return	1,504,118	3,044,318	2,945,047	5,733,154	11,575,662	26,726,069	8,619,305	-8,882,639	9,203,289	8,469,195	68,937,518
Rate of Return	51:1	99:1	93:1	181:1	366:1	845:1	272:1	-281:1	291:1	268:1	245:1

1. Net gain in revenues by virtue of the VLF/Property Tax Swap. Growth in Proptax in Lieu of VLF versus estimated growth in VLF had it remained.
 2. Prop. 22 ended the Legislature's ability to borrow or delay HUTA and Prop. 42 gas tax funds.
 3. Prop. 22 ended the Legislature's ability to borrow local property taxes. The FY09-10 loan was securitized. Under Prop1A('04) another borrowing could have occurred in 3 years.
 4. Prop. 22 ended the Legislature's ability to shift revenue allocations from the 0.65% state Vehicle License Fee.
 5. Actual redevelopment TI from RPTTF returned to affected taxing agencies other than the city through Sept 2013.

Our mission is to expand and protect local control for cities through education and advocacy to enhance the quality of life for all Californians.

League of California Cities®

2014 ANNUAL REPORT

The League by the Numbers

Each year, the League of California Cities sets a course of action to meet the challenges facing California cities. The organization's staff works closely with elected and appointed city officials to influence state and federal policies affecting California cities and to create substantial educational programming. In 2014, the League achieved success in the Legislature and the courts, and it engaged thousands of city officials through regular publications, in-person conferences and meetings, webinars, Listservs and other in-depth resources. It is difficult to encapsulate all of this year's achievements, but a look at some hard numbers shows the ways in which the League effectively advocated for cities while educating and informing League members. This snapshot only begins to tell the story.



2,531
BILLS
INTRODUCED

Legislative

- **2,531** bills introduced, of which the League monitored, tracked and engaged on **1,124**.
- **45** city official meetings with legislators and legislative staff arranged by League staff.
- **483** members combined from **8** total policy committees, which met 3 to 4 times.
- **132** alumni of the League's California Civic Leadership Institute® between 2005 and 2014.



47 AMICUS
BRIEFS

Legal

- **1** lawsuit in which the League is a named petitioner on behalf of cities (*LCC v. Cohen*), to protect local sales and property tax authority.
- **1** lawsuit in which the League is providing partial financial and legal support (*City of El Centro v. Lanier*), to protect the contract powers of cities.
- **47** friend-of-the-court (i.e. amicus) briefs and letters approved for filing between November 2013 and October 2014.



24,000
WEBSITE
HITS

Information

- **115** *CA Cities Advocate* newsletter issues sent with an average of **36** articles per month.
- **24,000** average monthly hits to www.cacities.org.
- **5,000** Twitter followers.
- **2,200** Facebook likes.
- **12** issues of *Western City* magazine published, totalling **384** pages.
- **13,000** average monthly hits to www.westerncity.com.



2,050
ANNUAL
CONFERENCE
ATTENDEES

Education

- **25** webinars on a wide range of topics, **23** of them legislative and **2** legal.
- **3,500** webinar sites, often with more than **10** participants per site.
- **7** professional department meetings with more than **2,000** attendees combined.
- **2,050** Annual Conference attendees.
- **270** Expo exhibitors, including **90** first-time exhibitors.



473
MEMBER
CITIES

Membership

- **473** member cities — **98%** of all California cities.
- **261** member cities participated in the second-annual litigation surcharge — **55%** of member cities.
- **48** board members and **4** officers representing the diversity of California's large and small cities, the League's **16** regional divisions and **10** municipal departments.
- **132** current League Partners.



2,200
RESOURCES
DOWNLOADED
MONTHLY

New Resources to Assist Cities

- California Municipal Financial Health Diagnostic Tool.
- 2014 Local Streets and Roads Needs Assessment.
- Cap-and-Trade web portal with fact sheets, funding opportunities and events.
- Reengineered League App launched for the 2014 Annual Conference.
- **38** new Institute for Local Government (ILG) resources including case studies, tip sheets and white papers.
- **2,200** ILG resources downloaded monthly from www.ca-ilg.org.

Strengthening California Cities through Advocacy & Education



[Home](#) > [About Us](#) > 2015 Strategic Goals

2015 Strategic Goals

How does the League determine the organization's top issues?

Every year, the League's members and leadership work together to set strategic priorities for the next 12 months. These goals focus our legislative and advocacy activities and serve as a powerful tool for advancing local control.

2015 Goals

Meeting in joint session Nov. 13-14, 2014 in Sacramento, the officers and directors of the divisions, departments, diversity caucuses, policy committees and board of directors of the League of California Cities adopted the following strategic goals for 2015:

- 1. Expand Economic Development Tools and Reduce Regulation.** Advocate for new tax increment financing and other economic development tools, and support reductions in burdensome and overlapping state regulations, to support job creation and a stronger economy.
- 2. Implement Additional Pension, Other Post-Employment Benefits (OPEB) and Related Reforms to Help Reduce Unfunded Liabilities and Insolvency Risks.** Support responsible implementation of recent pension reforms by CalPERS, and urge the adoption of additional pension, OPEB and related reforms by the legislature and cities to better manage the long-term growth of unfunded pension and OPEB liabilities and reduce the risk of fiscal and service level insolvency by cities.
- 3. Modernize the Financing of Critical Infrastructure Maintenance and Construction Programs.** Provide state and local governments with new and innovative revenue options and resources to finance critical infrastructure maintenance and construction needs for our transportation (streets, roads, rail & transit), water supply, wastewater, stormwater, and other critical infrastructure systems.
- 4. Update the Local Government Tax Structure to Respond to the "New Economy."*** Consistent with the constitutional protections for property, sales and local taxes contained in Propositions 1A and 22, develop policy options, where feasible, for responding to the

erosion of the major local government revenue sources resulting from the expansion of e-commerce, increased consumption of retail services rather than goods, changing patterns of commerce, and innovations in technology.

*The **new economy** is the result of the transition from a manufacturing-based economy to a service-based economy." Examples include online retailers, mass customization manufacturers (e.g., 3D printing), social media, sharing economy companies like Lyft, Airbnb, etc., online media companies, etc. For more information on how the new economy has affected sales tax receipts, for example, see "[The Fiscal Challenges Ahead for Cities](#)," *Western City*, November, 2014.



Past Goals

- [2014-League-Strategic-Goals](#)
- [2013-League-Strategic-Goals](#)
- [2008 League Strategic Goals](#)
- [2009 League Strategic Goals](#)
- [2010 League Strategic Goals](#)
- [2011 League Strategic Goals](#)
- [2012 League Strategic Goals](#)
- [2015-League-Strategic-Goals](#)

© 2015 League of California Cities. All rights reserved.

1400 K Street Suite 400, Sacramento, CA 95814 • Phone: (916) 658-8200 • Fax: (916) 658-8240


[Contact Us](#) • [Site Map](#) • [NEW Privacy Policy](#) • [NEW Terms of Use](#) • Website by PMC



League of California Cities

The Leading Voice for California Cities

Founded in 1898, the League of California Cities advocates to defend and expand local control in the Legislature, at the ballot box and in the courts and through strategic outreach to the public, policymakers and opinion leaders. In recent years the League protected hundreds of millions of dollars in revenue for cities and challenged legislative threats to local control.





Governance and Policy Development



Board of Directors

The League Board of Directors comprises the president, first vice president, second vice president, immediate past president and executive director, a representative from each of the League's 16 divisions, and a representative from each of the League's 10 functional departments. Also seated on the League Board of Directors are the mayors or designees of the 10 largest cities by population and an additional 12 selected at-large members with one position reserved for a representative of a city with a population under 12,000. The League Board of Directors includes California city officials serving on the National League of Cities Board of Directors. To learn more visit www.cacities.org/board.

Policy Committees

The League's policy-making process engages city officials to shape statewide policies that affect local government. Approximately 50 city officials serve on each of the League's eight policy committees, which are:

- Administrative Services;
- Community Services;
- Employee Relations;
- Environmental Quality;
- Housing, Community and Economic Development;
- Public Safety;
- Revenue and Taxation; and
- Transportation, Communication and Public Works.



The committees meet up to four times annually. Policy committee recommendations are forwarded to the League Board of Directors for final review and approval. To learn more visit www.cacities.org/polcomm.

Resolutions

Annual Conference resolutions approved by the General Assembly provide another vehicle for League policy development. Cities attending the League's Annual Conference designate a delegate who votes on resolutions on behalf of their city. Resolutions can either highlight a major issue of statewide importance or address a municipal issue that has not been considered through the League's other policy-making processes. To learn more visit www.cacities.org/resolutions.




Professional Departments

Functioning as professional societies with educational and networking opportunities, the League's 10 municipal departments play an essential role in League policy and program development. Departments are represented on the League Board of Directors and on each policy committee. To learn more visit www.cacities.org/departments.


The departments are:

- City Attorneys;
- City Clerks;
- City Managers;
- Fire Chiefs;
- Fiscal Officers;
- Mayors and Council Members;
- Personnel and Employee Relations;
- Planning and Community Development;
- Police Chiefs; and
- Public Works Officers.





Advocacy Tools and Resources



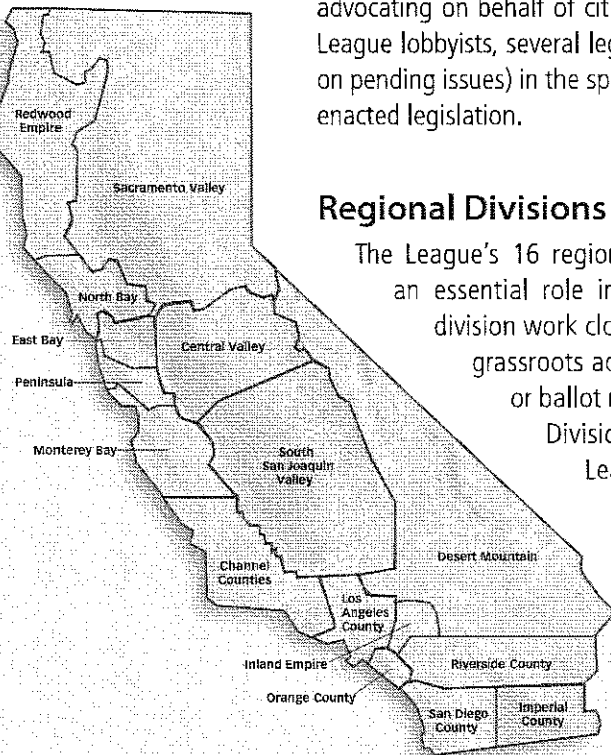
Legislative Advocacy

Legislative advocacy is a primary function of the League. An experienced Sacramento-based lobbying team works in tandem with regional field staff to advocate on behalf of cities on a wide spectrum of issues. The League drafts, sponsors and supports legislation that assists cities. It also opposes or seeks amendments on legislation that would undercut local authority or revenue. The League often forms coalitions with other local government associations and interests to advocate for common goals. League lobbyists take positions on hundreds of bills annually, focusing heavily on priority measures that affect city interests.

Legislative positions are governed by the League's policy and guiding principles that reflect positions developed by the League's policy committees. Final authority for determining the organization's positions on controversial legislation not covered by the platform rests with the League Board of Directors. To learn more visit www.cacities.org/advocacy.

Legislative Advocacy Webinars and Events

Throughout the year several legislatively-focused meetings provide League members with information on breaking developments in the Capitol as well as tips for advocating on behalf of cities. These events include periodic webinars conducted by League lobbyists, several legislative receptions, Legislative Action Day (which focuses on pending issues) in the spring, and the fall Legislative Briefings, which cover recently enacted legislation.



Regional Divisions and Public Affairs Managers

The League's 16 regional divisions cover every corner of California and play an essential role in the League's advocacy efforts. City officials in each division work closely with a regional public affairs manager to implement grassroots activities in conjunction with specific legislative, regulatory or ballot measure goals and develop local informational programs. Division members also help raise private funds for CitiPAC, the League's political action committee, which supports the League's ballot advocacy efforts. Each division appoints representatives to the League Board of Directors, resolutions and policy committees. Find contact information for your regional public affairs manager at www.cacities.org/publicaffairs.

Legal Advocacy

The League also advocates in support of cities before the appellate courts through the Legal Advocacy Program because laws affecting cities are made in the courts as well as in the Legislature. The League weighs in on legal issues where its participation is likely to help advance the legal interests of all California cities. The League receives guidance on its amicus curiae or "friend-of-the-court" efforts from the Legal Advocacy Committee. This committee comprises city attorneys from throughout the state. To more effectively use limited resources, whenever possible the League joins forces with other local agency associations to help achieve legal advocacy goals. To learn more visit www.cacities.org/legaladvocacy.



League Litigation

Protecting local control authority reserved to cities by the California Constitution is an important priority for the League. When legislative actions weaken the constitutional safeguards provided to cities, the League is prepared to support cities that challenge these legislative efforts in the courts and, when appropriate, bring lawsuits directly in the League's name.

California Civic Leadership Institute®

Established in 2005, the League Partner-sponsored California Civic Leadership Institute® serves as an exclusive educational program for local government elected officials interested in running for the Legislature. To learn more visit www.cacities.org/CCLI.



CALIFORNIA
CIVIC LEADERSHIP INSTITUTE®

Ballot Measure Advocacy

California has a very robust initiative process where voters help shape major statewide policies. Because of this, the League is positioned to engage in ballot measure campaigns where local government interests are at stake. Such campaigns include defending against efforts to erode local control and revenues. Since 2004, the League has successfully fought to protect local control through the initiative process, passing and defeating key ballot measures such as Proposition 1A (2004), Proposition 22 (2010), No on 90 (2006) and No on 98/Yes on 99 (2008). The League has also supported measures that would expand or protect funds for transportation, infrastructure and affordable housing.



CitiPAC

The League's successes at the ballot box are possible only through the support of CitiPAC, its political action committee that focuses solely on initiatives affecting cities. Fundraising through CitiPAC helps ensure that the League has the necessary resources to advocate for city interests on ballot measures and defend against threats to local democracy. To learn more visit www.citipac.org.

LEAGUE OF CALIFORNIA CITIES

CITIPAC

Protecting Local Democracy



Education & Networking



Conferences

League conferences are designed for city officials to learn about new developments in their field, exchange ideas on solutions to common challenges and how to better serve their cities, as well as network. City officials are encouraged to share their knowledge and expertise with their colleagues throughout the state by speaking at League conferences and educational programs. To view a calendar of upcoming conferences, visit www.cacities.org/events.



Annual Conference & Expo

The Annual Conference & Expo is the League's largest and most comprehensive educational event. General sessions feature premiere keynote speakers, while breakout sessions allow city staff and elected officials to explore topics that fit their specific city needs. This event also includes a variety of division and department meetings, League Partner events and an Exposition. The conference provides many opportunities for attendees to network, exchange ideas, tend to annual business items and discover new concepts to immediately implement in their city.

Professional Department Conferences

Many of the League's professional departments hold conferences that focus on policy issues and developing skills needed to address challenges faced in their city position. These conferences provide opportunities to stay current on the latest issues and contribute to career development and advancement.

Regular department conferences include the:

- New Mayors and Council Members' Academy;
- City Managers' Department Meeting;
- Planning Commissioners' Academy;
- Public Works Officers' Institute;
- City Attorneys' Spring Conference;
- City Clerks' New Law and Elections Seminar; and
- Municipal Finance Institute.



Educational Webinars

As city budgets are more constrained, the League's education team has provided more webinar-based programming, including recent offerings on current legislation, realignment, pensions, workplace wellness programs and legal education. Announcements, registration and related handouts are available at www.cacities.org/events.

Information Exchange Listservs

The League maintains a number of Listservs that allow city officials with common policy or other interests to share ideas and exchange information. Using the League's Listservs, city officials exchange information and survey their colleagues on best practices and policies. To sign up for a League Listserv, visit www.cacities.org/listserv.

Diversity Caucuses

The League has five recognized diversity caucuses that offer city officials another chance to connect and network, which are:

- African-American Caucus;
- Asian-Pacific Islander Caucus;
- Gay-Lesbian-Bisexual-Transgender Local Officials' Caucus (GLBTLO);
- Latino Caucus; and
- Women's Caucus.

To learn more visit www.cacities.org/caucuses.

League Partners

The League Partner program provides a gateway to local elected officials and the local government decision-making process in California. The program connects California's businesses, nonprofit associations, labor communities and other organizations with local government leaders statewide. League Partners are uniquely positioned to work with city officials on challenges facing California's communities. To learn more visit www.cacities.org/partners.





Communications, Resources and Information



League Website

The League's website, www.cacities.org, serves as the center for news, information and resources for League members, policy-makers, the media and the public. Visitors will find tools to help advocate for their cities, participate in the League's policy-making process and attend educational programs. The website features a "Jump to" box on the home page for quick access to League departments, regional divisions, policy committees, newsletters and Listservs.

Communication Channels

City officials can sign up to receive news and information relevant to city issues and positions, such as legislative developments, legal updates and upcoming educational events, through a variety of communication methods. Consider choosing more than one method of delivery to ensure you receive the information you need.

CA Cities Advocate

This e-newsletter features breaking legisla-

tive developments, city policy-related news and information on events of interest to California cities. Subscribe at www.cacities.org/cacitiesadvocate.

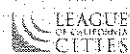
CA Cities Advocate




Local News RoundUp

The League surveys hundreds of news articles

and compiles the top stories about cities into a daily e-publication, the *Local News RoundUp*. Subscribe at www.cacities.org/localnewsroundup.



Local News RoundUp



Western City

Mailed to more than 10,000 subscribers, the League's award-winning magazine publishes

articles on subjects of importance to cities statewide, including economic development, the environment and energy, legal issues, municipal finance, public safety, community development, ethics and more. Articles, web exclusives and job opportunities are also available at www.westerncity.com.

WESTERN City

Social Media

The League actively uses social media to keep members informed about legislative developments, court decisions affecting cities, events and other city-related news. Social media resources and a social media list by city are available at www.cacities.org/socialmediaresources.



Facebook

Like www.facebook.com/leagueofcities for League news, press releases, policy committee updates, professional department updates, sample letters and letter requests, and other items. Also like www.facebook.com/westerncity for issue updates, job opportunities and information.

Twitter



Follow @CaCities for breaking news, @CaCitiesLearn for conference and event updates, @WesternCityMag for in-depth articles and job opportunities.



YouTube




Subscribe to www.youtube.com/leagueofcities for videos advancing the League's strategic priorities, legislative positions and more.

Publications

The League produces a number of publications helpful to cities, such as the *City Hall Directory*, *Municipal Revenue Sources Handbook*, *Open & Public IV: A Guide to the Ralph M. Brown Act*, *Rosenberg's Rules of Order: Parliamentary Procedure for the 21st Century* and *The People's Business: Guide to the California Public Records Act*. A full listing is available at www.cacities.org/publications.





CaliforniaCityFinance.com



A wealth of city financial information is available on www.californiacityfinance.com, a League-sponsored website maintained by the League's fiscal policy advisor. The website contains an extensive collection of data, statistics and analyses of comprehensive fiscal matters and related policy issues, local ballot measure results and more.

Institute for Local Government

The Institute for Local Government (ILG) is a partnership of the League and the California State Association of Counties. Its mission is to promote good government at the local level with practical, impartial and easy-to-use resources for California's local officials and staff who serves them. ILG offers free online resources on public service ethics and transparency, collaboration and partnerships, public engagement and sustainable communities, as well as materials designed for those new to local public service and the media. To learn more visit www.ca-ilg.org.



INSTITUTE FOR LOCAL GOVERNMENTSM
Promoting Good Government at the Local Level



Recognizing City Innovation and Best Practices: Helen Putnam Award for Excellence

The annual Helen Putnam Award for Excellence, sponsored by the League Partner program, recognizes outstanding achievements by California's cities. Winning cities have made unique contributions to their communities that resulted in lower costs and/or more effective delivery of services. These distinguished programs are highlighted during the League's Annual Conference and throughout the year in *Western City* magazine. Cities can also access a database of all applications to find model programs that they can implement in their communities at www.cacities.org/citysolutions. Submit your city's innovative programs for consideration at www.HelenPutnam.org.

Financing Solutions for Cities

League-sponsored financial solutions offer savings and service to cities in areas of pooled investments, tax-exempt financing and joint purchasing for cities.

U.S. Communities™

The U.S. Communities Government Purchasing Alliance (U.S. Commu-



U.S. COMMUNITIES™
GOVERNMENT PURCHASING ALLIANCE



nities) is a government purchasing cooperative that reduces the cost of goods and services by aggregating the purchasing power of public agencies nationwide. U.S. Communities provides world-class procurement resources and solutions to local and state government agencies, school districts (K-12), higher education institutions and nonprofits. State and local governments have access to a broad line of competitively solicited contracts with top-notch national suppliers. The League provides cities with access to the lowest cost for the purchase of certain goods through the U.S. Communities. To learn more visit www.uscommunities.org.

California Communities®

California Communities, also known as the California Statewide Communities



CSCDA
CALIFORNIA STATEWIDE COMMUNITIES
DEVELOPMENT AUTHORITY

Development Authority (CSCDA), offers innovative, low-cost, pooled finance programs for participating cities' fiscal needs. Programs cover tax-exempt lease financing, community infrastructure fee plans and delinquent property tax funding program. To learn more visit www.cacommunities.org.

CalTRUST

The League co-sponsors a statewide investment pool for California local agencies



called the Investment Trust of California (CalTRUST). Experienced local treasurers and investment officers make up the board of trustees that governs CalTRUST. Local agencies can select from three pooled accounts depending on the desired time frame and cash flow needs and easily move among accounts as needs change. CalTRUST will invest in fixed-income securities eligible for local agency investments pursuant to the provisions of the California Government Code. To learn more visit www.caltrust.org.



1400 K Street, Suite 400, Sacramento, CA 95814


Phone: (916) 658-8200 | Fax: (916) 658-8240

www.cacities.org | www.cacities.org/events | www.westerncity.com

Benefits of Membership in the League of California Cities



Founded in 1898, the League is the leading local control advocate for California's cities. Through the League, cities collectively marshal the resources to defend and expand local control in the Legislature, at the ballot box, in the courts and through strategic outreach to inform and educate the public, policymakers and opinion leaders. League engagement has provided and protected hundreds of millions of dollars in revenue for cities in recent years and preserved local control against many threats to the land-use, employee relations and other authority of cities. All this is possible only through the collective involvement of virtually every city statewide.




Among the many significant benefits cities receive from their League membership are:

Legislative and Ballot Measure Advocacy. A team of Sacramento-based and 16 field staff work with city officials to advocate for local control and secure fiscal resources for cities in both Sacramento and Washington, D.C. The League helped lead successful ballot measure campaigns in 2004, 2006, 2008 and 2010 that protected local tax funds and land-use authority.


Member-Driven Policies and Services. League policies and priorities are formulated and established by mayors, council members and other officials from member cities who serve on the League board of directors, policy committees, divisions, departments, caucuses and task forces.

Legal Advocacy. The League conducts an active legal advocacy program in support of California cities. Members may request amicus support in cases to which they are a party if statewide interests are at stake. During 2011 and 2012, the League participated in 94 cases on behalf of member cities in federal and state courts, in addition to 10 requests for formal review and input from the California Attorney General. The League also filed lawsuits to challenge the constitutionality under Propositions 1A and 22 of the 2011 diversion of Vehicle License Fee funds from cities and the sales and property tax clawbacks in the 2012 redevelopment budget trailer bill.

Discounted Conference/Seminar Registration. Members receive deep discounts (\$1,000) on registration fees for conferences and seminars, including the League Annual Conference & Expo, the City Managers' Conference, City Attorneys' Conference and other yearly meetings.



Local Leadership Toward Solving Climate Change



Leadership Opportunities. Elected city officials and staff from member cities may serve on League policy committees, the board of directors (staff representing their professional department) and as officers of the diversity caucuses. Staff may hold a leadership/officer position in their professional department, and elected officials may serve as officers of the League's 16 regional divisions.

Information. The League invests in comprehensive research on both city fiscal matters and other issues by conducting strategic surveys and substantive analyses of policy. Sponsored by the League, the League's fiscal consultant Michael Coleman publishes extensive data, statistics and analyses of California city and county finance, tax election results and more at the California Local Government Finance Almanac (www.CaliforniaCityFinance.com). League surveys focus on important city policies such as compensation, fiscal priorities, local services and more.

Research and Best Practices. The Institute for Local Government (www.ca-ilg.org) is the League's non-profit research and education affiliate that promotes good government at the local level with practical, impartial and easy-to-use resources for California communities.

Publications. The League's publications, such as *Open and Public IV*; *The People's Business*; *The Municipal Law Handbook*; and *The Proposition 218 Implementation Guide*, are considered the definitive sources on critical aspects of city government operations. The League's annual *City Hall Directory* provides contact information for every elected city official and key city department heads.


Recognition for Innovation. Member cities may seek prestigious recognition for innovation through both the League's Helen Putnam Award program (www.HelenPutnam.org) and the Institute for Local Government's Sustainability and Climate Change Beacon Award (www.ca-ilg.org/BeaconAward).

Relevant Communications. The League's newly redesigned website (www.cacities.org) serves as a major clearinghouse of news and information related to city issues and policy. Through League listservs, city officials may exchange best practices and other information. Members receive *CA Cities Advocate*, the League's almost-daily electronic newsletter; *Western City*, the League's award-winning monthly magazine; and announcements of educational and networking opportunities; and updates on legislative developments. The League's effective use of the social media platforms Facebook and Twitter keeps the membership updated in real time on developments in the Capitol and throughout California that affect cities.



1400 K Street, Suite 400, Sacramento, CA 95814
(916) 658-8200 | www.cacities.org

 www.facebook.com/leagueofcacities

 Follow @CaCities

Navigation



THE HUB FOR
GOOD PUBLIC POLICY

ASSOCIATION OF CALIFORNIA CITIES
ORANGE COUNTY

SUBSCRIBE NEWSLETTER

Your Email Here...



GET CONNECTED



About Us

The mission of the Association of California Cities – Orange County (ACC-OC) is to **protect and restore local control to the governments taxpayers trust most – cities.**

We achieve this ideal through three key service initiatives:

Serve as the Hub for Good Public Policy

ACC-OC facilitates local government leaders who are committed to good public policy on a vast range of issues. We do this by working with city and local leaders on what we call “Public Policy – From the Ground Up,” meaning the best solutions are identified locally – to meet the unique needs of each community. The approach employs several committees, tools and resources for local leaders. Some of those, include:

- Local Government Innovation Taskforce
- Economic Development and Job Creation Committee
- City-Business Community Sacramento Advocacy Trip
- Summits on City Infrastructure, Public Policy and Orange County Housing
- Public Policy Academy Certification

Serve as an Educational and Staffing Resource for City Leaders

“Save us time and money.” That’s the number one request we hear from both staff and elected leaders. Here’s how we’ve responded:

- eHub – a “virtual staff analyst” tool for all OC cities (*this alone has equated to nearly \$100,000 in city cost savings*)
- Countywide research on key public policy issues
- Public polling that allows city leaders to better understand what their residents are thinking
- Legislative monitoring and bill reports for cities, and consolidated advocacy in Sacramento
- Annual City Directory
- “Navigating Public Policy” Workshop
- Education and informational events and resources at a fraction of the cost

Serve as the Catalyst for Regional Collaboration

The ACC-OC convenes diverse stakeholders to develop consensus-based solutions. Key efforts include:

- Regional Committee and Commission Appointments
- Countywide Wireless Plan
- Successor Agency Stakeholder Committee, in partnership with:
 - Board of Supervisors, County of Orange
 - Building Trades Council
 - County of Orange
 - Orange County Business Council
 - Orange County Department of Education
 - Orange County Fire Authority
 - Orange County Sanitation District
 - Orange County Professional Firefighters Association
 - Orange County Flood Control District
 - Orange County’s Community College districts
- Sustainable Communities Strategy, in partnership with OCTA and OCCOG
- Landscape Model Ordinance, in partnership with MWDOC, BIA-OC and OCBC
- City-specific demographic research, in partnership with the Center for Demographic Research, Cal State Fullerton and OCCOG

Search...



Navigation



ASSOCIATION OF CALIFORNIA CITIES
ORANGE COUNTY

THE HUB FOR
GOOD PUBLIC POLICY

SUBSCRIBE NEWSLETTER

Your Email Here...



GET CONNECTED



City Membership

"What's in it for my city?"

Membership in the ACC-OC provides you and your city numerous tangible benefits, including:

- Taxpayer savings through access to eHub and other public policy resources
- Regional relationship building with your peers
- Public policy education and influence through our numerous policy committees
- Statewide influence through our legislative advocacy
- Access to our proprietary Public Policy Certification Academy
- Involvement in exclusive resources, including:
 - Sacramento and Washington, D.C. advocacy trips
 - Annual City Directory
 - Dozens of leadership and educational forums
 - Policy committee membership

Membership Costs

In order to have the most equitable membership structure possible, a city's membership cost to join the ACC-OC is based on its population. Please contact Lacy Kelly at (714) 953-1300 or lkelly@accoc.org for more information.