




# Parks, Recreation & Facilities Master Plan

**Parks  
Make  
Life  
Better!**

October 2019

CITY OF GARDEN GROVE



**LET'S TALK  
PARKS**

**SHARE  
YOUR  
THOUGHTS**

# Parks, Recreation & Facilities Master Plan

October 2019



Prepared For:

**City of Garden Grove  
Community Services Department**

Prepared By:



***Richard Fisher Associates***

2001 East First Street, Suite 160  
Santa Ana, CA 92705  
(714) 245-9270

## ACKNOWLEDGEMENTS

This Master Plan would not have been possible without the input and support from so many people within the Garden Grove Community. A special thank you to all of the citizens that participated in both the online survey and the community outreach sessions. In addition to the general public, the following were instrumental in preparing the Master Plan:

### **CITY COUNCIL MEMBERS**

Mayor Steve R. Jones  
Mayor Pro Tem District 5 Stephanie Klopfenstein  
District 1 Council Member George S. Brietigam III  
District 2 Council Member John R. O'Neill  
District 3 Council Member Thu Ha Nguyen  
District 4 Council Member Patrick Phat Bui  
District 6 Council Member Kim B. Nguyen

### **PARKS, RECREATION & ARTS COMMISSION**

Commissioner Andrea Perez  
Commissioner Kenny Pham  
Commissioner Erica Ruiz  
Commissioner Marisa Salico

### **COMMUNITY SERVICES STAFF**

John Montanchez, Community Services Director  
Janet Pelayo, Community Services Manager  
Mark Freeman, Recreation Supervisor  
Gabi O'Cadiz-Hernández, Human Services Supervisor  
Elaine Maae, Facilities Supervisor  
Claudia Valdivia-Alvarez MSW, Center Director at MPFRC  
Buena Clinton Youth & Family Resource Center Staff  
H. Louis Lake Senior Center Staff

### **ADDITIONAL CITY STAFF**

Scott Stiles, City Manager  
Phil Carter, Public Works Department  
Lee Marino, Community & Economic Development Department  
Brian Hatfield, Police Department

### **GARDEN GROVE UNIFIED SCHOOL DISTRICT**

Javier Rodriguez, Garden Grove Unified School District

### **CONSULTANT TEAM**

Blais & Associates, Financial Opportunities Consultant  
Gary Groshon, ADA Playground Safety Consultant  
Left Brain Concepts, Inc., Online Survey Consultants

Richard Fisher Associates, Landscape Architects  
Richard Fisher, Landscape Architect / Project Manager  
Sue Leto, Recreation Specialist  
Jim Collison, Landscape Designer  
Taylor Smith, Administrative Analyst



# Table of Contents



# TABLE OF CONTENTS

<b>CHAPTER 1: MASTER PLAN INTRODUCTION</b>	<b>1-1</b>
A. Master Plan Goals .....	1-2
B. Process .....	1-2
Professional Consultant Retained .....	1-2
Collection of Existing Information .....	1-2
Site Evaluations .....	1-3
Parks, Facilities and Recreation Programs Recommendations .....	1-3
C. Current Park System .....	1-3
D. Current Recreation & Community Services .....	1-4
<b>CHAPTER 2: EXECUTIVE SUMMARY</b>	<b>2-1</b>
A. City Overview .....	2-2
Demographics .....	2-3
Assessment of Demographic Changes .....	2-3
B. General Plan .....	2-4
C. Community Services Department .....	2-4
Budget .....	2-4
Department Responsibility Overview .....	2-4
Challenges for the Community Services Department .....	2-5
D. Public Works Department .....	2-6
Budget .....	2-6
Department Responsibility Overview .....	2-6
Challenges for the Parks & Facilities Maintenance Division .....	2-6
E. Input Process .....	2-7
Mayor, City Council and City Manager .....	2-7
Parks, Recreation and Arts Commission .....	2-8
Community Outreach .....	2-9
F. Other Facility & Service Providers .....	2-10
School District Information .....	2-10
Community Services Offered by Other Providers .....	2-10
G. Conclusions .....	2-10

**CHAPTER 3: COMMUNITY OUTREACH 3-1**

- A. Introduction .....3-2
- B. Community Web-based Survey .....3-2
  - Overview ..... 3-2
  - Community Web-based Survey Summary ..... 3-3
  - Community Web-based Survey Results ..... 3-4
- C. Community Outreach Meetings .....3-5
  - Summary of Community Meetings ..... 3-5
- D. City Leader Input .....3-7
  - Mayor, City Council and City Manager..... 3-7
  - Parks, Recreation and Arts Commission ..... 3-9
- E. Meetings with City Staff .....3-10
  - Community Services Department Input .....3-10
  - Community & Economic Development Department Input.....3-13
  - Public Works Department Input .....3-14
  - Police Department Input.....3-14
- F. Other Facility & Service Providers .....3-15
  - School District Information .....3-15
  - Community Services Offered by Other Providers .....3-15

**CHAPTER 4: PARKS & FACILITIES 4-1**

- A. Introduction .....4-2
- B. Locations & Inventory .....4-2
  - Parks & Facilities Location Map ..... 4-3
  - Park Inventory Chart ..... 4-4
- C. Opportunities & Constraints.....4-5
  - Breakdown by Parks ..... 4-5
- D. General Park Improvements.....4-10

**CHAPTER 5: PARKS & RECREATION SERVICES 5-1**

- A. Introduction to Baseline Level of Services .....5-2
- B. Community & Neighborhood Park Facilities .....5-3
- C. Benchmark Data .....5-4
- D. Baseline Services .....5-6
  - Programs & Services Analysis ..... 5-6

E. Programs & Services Asset Map .....	5-7
F. Positive Attributes of City’s Recreation Programs.....	5-9

**CHAPTER 6: CONCLUSIONS & PHILOSOPHIES 6-1**

A. Parks, Recreation & Facilities Master Plan.....	6-2
B. Higher Levels of Maintenance .....	6-2
C. Recommendations for Park Facilities .....	6-4
Park Improvements .....	6-4
Park Facilities Infrastructure.....	6-5
ADA Accessibility Furnishings .....	6-5
Park Security Lighting .....	6-5
D. Recreational Program Offerings .....	6-5

**CHAPTER 7: ACTION PLAN 7-1**

A. Parks & Facilities Recommendations .....	7-2
B. Recreation Program Recommendations.....	7-3
C. Fiscal Analysis Recommendations .....	7-4
D. General Issues for Master Plan .....	7-4
Improvements Identified in Projected Cost Estimates .....	7-4

**CHAPTER 8: PARK RENOVATIONS & COST ESTIMATES 8-1**

A. Introduction .....	8-2
Facility Condition Assessment Costs Table .....	8-2
B. Renovations & Cost Estimates .....	8-2
Breakdown of Park Improvements & Aerial Images .....	8-3
C. Park Conceptual Plan Overlay .....	8-45
Garden Grove Park and Sports & Recreation Center Overlay .....	8-46
Garden Grove Park and Sports & Recreation Center Cost Projections .....	8-47

**CHAPTER 9: FUNDING & GRANT OPPORTUNITIES 9-1**

A. Introduction .....	9-2
B. Recommendations.....	9-3
C. Potential Funding Sources .....	9-4

**CHAPTER 10: APPENDIX**

A. City Profile .....  
B. Community Web-based Survey .....  
C. Community Outreach Meetings Results .....  
D. ADA Accessibility Report Summary .....

*(The Appendix can be found as an independent electronic document)*



# Master Plan Introduction

## CHAPTER 1: MASTER PLAN INTRODUCTION

- A. Master Plan Goals
- B. Process
- C. Current Park System
- D. Current Recreation & Community Services

### A. MASTER PLAN GOALS

The goal of the *Garden Grove Parks, Recreation & Facilities Master Plan* is to provide the City of Garden Grove with a 15 year plan which will:

- Create the framework for the future for decision makers in the planning, maintenance, and development and/or rehabilitation of Garden Grove parks and facilities; and
- Provide a systematic and prioritized approach to the implementation of park and recreation projects, services and programs based on public desire and available budget.

### B. PROCESS

#### **Professional Consultant Retained**

The City of Garden Grove selected ***Richard Fisher Associates (RFA)***, on March 13, 2018, to partner with City Staff to provide the leadership and complimentary expertise to perform critical steps in preparing the following Master Plan. It is worthy of note that the City had never prepared such a directional document for guidance in further development of its Parks System nor for the further development of its Recreational Programs.

#### **Collection of Existing Information**

The Parks, Recreation & Facilities Master Plan process began by collecting all available records from the City's Community Services Department, and the Public Works Department. We found that modifications had been made to many of the parks over the years with limited documentation of those modifications. Subsequent site visits documented existing conditions and inventoried amenities, to include such improvements as picnic areas, community buildings, shade structures, playground equipment, walkways, tennis courts, ball diamonds and soccer fields, parking, as well as picnic tables, benches, and restroom facilities.

Documents that reflected current Recreation Programs were also gathered to begin an understanding of both the level of participation by the community and the diversity of Recreation Programs offered by the City. The locations where various programs were conducted were also inventoried. In addition, information was collected to understand what the business community, organizations and associations also offered in the way of recreation and human services programs.

## Site Evaluations

Other existing conditions, such as terrain, site access, adjoining improvements or lack thereof, adjacent land uses, available parking, site orientation and layout were all noted and evaluated. Damaged or missing park equipment, sidewalks, curbs and gutters, both handicap access ramps and any barriers, and other improvements to actual park sites or adjoining public right-of-way areas were identified and located. A specifically-focused ADA Accessibility Review was also conducted of all parks and all facilities' exterior improvements.

During all site visits for park amenities inventorying, and observations of activities and events, Garden Grove residents were being observed and notes were made as to how the community uses the existing parks and facilities. Specific trips were made to the parks on both weekends and evenings in order to study and document how the residents use the Parks System during these times. Interviews were conducted as often as possible with park users, and questions were asked about how they are currently using the parks and what improvements they would like to see made to the parks.

## Parks, Facilities and Recreation Programs Recommendations

The product of inventorying and evaluations of the Parks and Facilities, as well as the Recreation Programs, is provided within the document (see *Chapter 7: Action Plan* section) as guidance for the City's policymakers, as they prioritize and budget for improvements over the next fifteen (15) year period. Specific improvement additions and/or replacement upgrades are provided for all parks whose improvements are logical and necessary. It is recommended that the City staff discuss with City policymakers whether, as a part of future site-specific design work for parks proposed for renovation, further community outreach should be a part of the Site-specific Park Renovation Plan process. The ultimate parks and facilities improvements and their associated costs will need to be detailed as a part of those planning processes.

Enhancements to Recreational programs are also summarized with recommendations for highest priority enhancements discussed within the recommendations in the *Chapter 7: Action Plan* section of this Master Plan.

## C. CURRENT PARK SYSTEM

The current Park System, as of May 2019, includes the City's use and/or operation of the following facilities:

- 19 Parks for a total of 124 acres
  - 15 City-owned Parks
  - 4 Joint-use Parks
- 9 Community Centers/Activity Buildings
  - 5 Community Centers
  - 1 Senior Center
  - 2 Family Resource Centers
  - 1 Gymnasium (Indoor Sports Facility)
- 3 Swimming Pools

A fully-detailed inventory of amenities within each parksite is included in the *Chapter 4: Parks & Facilities* section of this Master Plan.

## D. CURRENT RECREATION & COMMUNITY SERVICES

Residents and visitors of Garden Grove are blessed with a unique geographic location and layout that presents a wide variety of recreation and leisure activities. From the westerly-most city limits to the east end of the City, participants can utilize dozens of parks and facility venues to enjoy hundreds of recreational activities and community events. There is a variety of public and private opportunities that services all ages and all levels of activity.

The City of Garden Grove is committed to enhancing the community by offering quality, affordable and accessible recreation programs and services to residents and visitors. The City's wide range of programs and services are driven by the needs and desires of the participants. Through collaboration with City staff, community groups, service organizations, volunteers, Family Resource Centers, and others, participants are provided the opportunity to exercise, compete, improve their health, enjoy nature, socialize, develop new skills by participating in programs and services for developing youth potential, supporting families, and partaking in prevention services for building a healthy community, and positive contributions to society. These recreation programs benefit individuals, families, business and neighborhoods.



## Executive Summary

## CHAPTER 2: EXECUTIVE SUMMARY

- A. City Overview
- B. General Plan
- C. Community Services Department
- D. Public Works Department
- E. Input Process
- F. Other Facility & Service Providers
- G. Conclusions

### A. CITY OVERVIEW

Currently, the fifth largest city in Orange County, Garden Grove was founded in 1874, by Dr. Alonzo Cook. Despite the vast, open terrain, Dr. Cook named the settlement Garden Grove, saying, "We'll make it appropriate by planting trees and making it beautiful."

Garden Grove thrived as a farming community into the early 1900s, welcoming the Pacific Electric Railroad in 1905 which spurred the arrival of more visitors and settlers. On the heels of World War II, the building boom and population explosion resulted in the incorporation of the City of Garden Grove, on June 18, 1956. Following the Fall of Saigon in 1975, Garden Grove welcomed numbers of Vietnamese immigrants and the emergence of the Little Saigon area, which currently constitutes the largest Vietnamese-American population outside of Vietnam. In the 1980s, along the City's main thoroughfare--Garden Grove Boulevard--the Korean Business District became Orange County's first center for the Korean-American community, and has recently been re-named Orange County Koreatown.

Today, Garden Grove boasts a population of over 175,000, and is a spirited community that honors and celebrates its ethnic diversity. In addition to providing excellent public safety services and a strong business economy, Garden Grove focuses on the importance of community quality-of-life. The City offers a variety of recreation programs, parks, and facilities for all ages and occasions. Its "Reimagine Garden Grove" initiative showcases downtown as the community's living room, where people of all ages and backgrounds can experience the unique spirit of the city.

Though not held this past year, the recent Open Streets event was a vehicle-free celebration that temporarily removed cars from approximately three miles of city streets, including Garden Grove Boulevard, Main Street, and Acacia Parkway, allowing pedestrians, cyclists, runners, and skateboarders to experience downtown in a new light. This three-year "movement" demonstrates that City leaders embrace the positive social and economic impact that special events have on the community, the desire to re-purpose open space for recreational purposes, and the foresight to embrace community input on what needs to be done to further develop the quality of life in Garden Grove.

The City, Garden Grove Unified School District, other governmental agencies, community organizations and numerous businesses provide a variety of recreation opportunities for its residents, including numerous annual special events.

## Demographics<sup>1</sup>

Garden Grove's population in the past eight years, from April 2010 to January 2018, has increased 4% to an estimated census population of 176,896; and this lags behind the County-wide growth rate of 7%. The age group which has the highest percentage of decrease is under 5 years of age, while the age group with the highest number of individuals decreasing is among 35-44 age group. The most significant increase in both numbers of individuals as well as percentages is the 65-74 age group; followed by the 60-64 age group and the 55-59 age group categories. This growth trend indicates a possible impact to services and programs designed for the City's increasing senior population.

The most significant increase in the number of individuals (not percentage) representing one race between 2010 and 2017 (as reported by the US Census Data American Finder) is the Asian race. In this time frame, the Asian race increased by 8,766 individuals and, within the Asian Race, the Vietnamese race has the highest number of individuals and highest percentage increase. In regard to the Hispanic/Latino Population, the American Community Survey Demographic and Housing Estimates reports that within this specific race, 89% or 56,969 of these individuals represent the Mexican race. From 2010 to 2017, the overall Hispanic/Latino race has had minimal change.

Looking at income levels within the community, approximately 61% of Garden Grove households have salaries below the mean of \$74,775 annual income, of which approximately one-third of those are at-or-below the poverty level (a 1.7% increase in the past 8 years). This (15.8%) segment of the City's population is just higher than the State average of 15.1%, while 3.8% higher than the Orange County-wide average. Conversely, 39% of resident household incomes are above the average mean income level for the 8-year period of 2010-2017. The most significant income percentage changes, with a 10% or higher increase are the following groups:

- Less than \$10,000
- \$15,000-\$24,999
- \$150,000-\$199,999
- \$200,000 and higher

## Assessment of Demographics Changes

Although these income level changes are minimal, it is important to note that if the lower income levels continue to grow in numbers, this will likely have a negative impact on the Community Services Department in the following ways:

- The market may not be able to continue to support fee-based programs and services, thus having a negative impact on the Department's cost-recovery policies.
- The City's General Fund may have to support more free or low-fee based programs and services.
- This will challenge Departmental staff to search for other non-tax supported revenue sources to fund and continue to offer low cost or free programs.
- It will require developing new or expanded partnerships or collaborations with businesses or organizations that can provide some services at reduced costs.

---

<sup>1</sup> Reference data in this section can be found in the *City Profile* section of the Appendix.

## B. GENERAL PLAN

Within the *City of Garden Grove General Plan* are chapters on the Land Use Element, Design Elements, Economic Development and the Parks, Recreation and Open Space Element. These all provide general direction and policies which assist the master planning for the City's *Parks, Recreation & Facilities Master Plan* and support the City's *RE: Imagine Garden Grove Initiative*.

## C. COMMUNITY SERVICES DEPARTMENT

The Community Services Department offers programs and services which will improve the quality of life for the City's residents. Program areas include health, wellness, and leisure classes to residents of all ages, offered in the City parks and other City facilities; as well as staging community-wide special and cultural events; communicating valuable and impactful City information to all audiences; and providing critical resources and support to under-served families.

This Master Plan Report contains details and the variety of the programs and services offered by the Department. Some statistics about the Department include:

### Budget

- 37% of the Department's operating budget is focused on Administration work, followed by 28% in General Recreation Services, 19% in Human Resources, and 16% in Senior Services.
- During the most recent 6-year period (FY 2012-13 through FY 2017-2018), Department funds identified in this Report include:
  - The overall Department Budget has decreased 22.5% or \$645,000.
  - Sports Facility Rental Income and Self-supporting Recreation Programs account for a \$49,000 increase in revenue.
  - Park Fees, combined with Public Works' budget for Park Maintenance, specifically account for a \$697,000 (36.5%) line item reduction in the two Departments' revenues.
  - CDBG Funding for Senior Meals has seen a decrease of \$1,000, as well as a \$10,700 decrease for Senior Center operations. With the exception of the FY 2018-2019 Budget in which a one-time additional allocation was made, CDBG funding for the Senior Center has decreased annually since FY 2012-13.

### Department Responsibility Overview

The Community Services Department is generally responsible for:

- Managing two Family Resource Centers, which have proven to be extremely valuable to the lower income segment of the community.
- Managing and reserving City facilities such as the Community Meeting Center, the Courtyard Center, picnic shelters, Chapman Sports Complex, and City athletic fields for City programs and other youth & adult sport organizations.
- Managing the Joint Use Agreements with the Garden Grove Unified School District.
- Serving as a liaison for coordinating community events on City property in collaboration with other City Departments.



- Producing marketing materials such as the *Park and Recreation Guide*, the website, banners, flyers, etc.
- Serving as a liaison to the Public Works Department for park maintenance and Capital Improvement Project (CIP) projects, the Garden Grove Community Foundation, and the Parks, Recreation and Arts Commission.
- Operating the Atlantis Play Center; a facility which is very popular with residents. This facility has maintained annual attendance of approximately 30,000 people, not including Family Campout, Jack O' Lantern Jamboree, Winterfest, and Eggs-cavation programs and events held there.
- Conducting and coordinating events such as summer concerts, summer movies, day camp programs, etc.
- Operating an extensive swim lesson program at three City pool facilities.
- Collaborating with the Garden Grove School District on the *RE: Imagine Arts* in the Parks Program.
- Administering contracts for programming the Festival Amphitheater and GEM Theater, the adult softball program, outdoor soccer arena, Esparza Soccer Academic, and SoCal Street Hockey.
- Planning, advertising and managing an extensive Contract Class (fee-based) program.
- Coordinating the Tiny Tots program and the Senior Programs and Services.
- Supervising and managing the Park Patrol Program.

### **Challenges for the Community Services Department**

The Community Services Department faces the following challenges:

- Programming facilities that need expansion and modernization to accommodate new programming and services requested by the community.
- Despite the significant efforts made by the Police Department's Special Resource Team in addressing the homeless population, the negative impact homelessness is having on parks and the amenities in the parks is still being strongly felt within the City, as emphasized in both the recent community outreach meetings and the web-based survey. Restrooms are being locked to keep out the criminal behavior, while the residents who want to use the parks and restrooms, as they were originally intended, do not feel safe in doing so.
- The increase in the part-time minimum wage could lead to wage compression with the full-time positions.
- Adequate staffing levels to accommodate the increasing City population.
- Ensuring an acceptable level of public safety in parks and recreation areas.
- Insufficient funds for capital expenditures and the re-construction of aging facilities.
- Park security to protect facilities from vandalism.
- Insufficient funds for Park Maintenance to achieve an acceptable level, as voiced by the community in the recent outreach meetings and survey.
- A potential reduction in the use of school campuses for open-space non-programmed activities.
- With an overall aging of the City's residents, providing additional services and/or facilities for an older-aged community.
- With the diversity in the community, providing programs/services to meet the demands of the various ethnic groups.

## D. PUBLIC WORKS DEPARTMENT

### Budget

A high-level review was conducted of line items in the Parks Maintenance Division Budget as they appear in the budget documents found online on the City's website. The Parks Maintenance Division Budget includes Parks/Greenbelts, Grounds Maintenance and Parks Maintenance. Over a seven-year period from FY 2012-2013 to FY 2018-2019, the only line item not experiencing an increase is Park Maintenance.

**Table 2.1 Seven-Year Summary of Operating Budget for Park Maintenance**

Park Maintenance Division	FY 2012-2013 Actual	FY 2013-2014 Actual	FY 2014-2015 Actual	FY 2015-2016 Actual	FY 2016-2017 Actual	FY 2017-2018 Actual	FY 2018-2019 Budget	Change from FY12-13 to FY18-19	% Change from FY12-13 to FY18-19
Parks / Greenbelt	38.6	39.8	44	41	43	45	44	6	15%
Grounds Maint.	1327.4	1389.1	1,475	1,514	1,551	1,678	1,503	175	13%
Parks Maint.	700	700	700	700	700	700	700	-	0%
<b>TOTAL</b>	<b>2,066</b>	<b>2,129</b>	<b>2,219</b>	<b>2,255</b>	<b>2,294</b>	<b>2,423</b>	<b>2,247</b>	<b>181</b>	<b>9%</b>

*(Note that this Table is the result of a high-level review of Annual Budget documents available on the City's website. City staff has subsequently indicated that in several budget years, funds were also allocated from the General Fund to Park Maintenance. A cursory review of the resulting adjusted numbers indicates an approximate 3% difference from Table 2.1, which is not a significant enough difference to skew the findings reported in this document as the result of the extrapolation of the City's published Budgets.)*

### Department Responsibility Overview

The Public Works Department is responsible for the construction and maintenance of all municipal facilities, equipment, and associated infrastructure.

Within the Department's Park Maintenance Division, City personnel are responsible for the construction and maintenance of the City's 15 parks and 9 community buildings, as well as maintenance responsibilities for the City's medians and greenbelts. This Division is staffed with 18 Public Works employees, a static work force for the past 8-year period.

### Challenges for the Park Maintenance Division

The Park Maintenance Division faces the following challenges:

- The park facilities' aging and natural deterioration is moving at a pace which is far greater than the funding of park renovation work to repair or replace infrastructure within the parks.

- Obvious visual results to this deterioration include:
  - Poor irrigation coverage, resulting in significant areas of unhealthy turf, both in designated sportsfield areas and passive recreational areas of the parks.
  - Cracked and displaced pavement along paths of travel.
  - Park furnishings which are deteriorated.
  - Restrooms which are in great need of renovation.
- Maintenance practices to eliminate divots and un-even turf areas in playing field areas are falling far behind the regional standards for safe conditions within the parks' turf areas:
  - Increasing the potential of trip-and-fall incidents; and
  - The subject of numerous complaints by the park users participating in the Community Outreach process.
- Regularly-scheduled turf renovation practices for sportsfields appears to be significantly below the regional standards for city park ballfields.
- Conditions of non-compliance with ADA-accessibility improvements are common in a majority of the parks.
- Play equipment is aged and in need of replacement in many of the parks' playgrounds.
- Safety surfacing around play equipment is deteriorated and/or displaced and in need of replacement in many park playgrounds.
- Parking lot paving is badly deteriorated in a number of the parks' parking lots.
- The obvious reason for the above decline in improvements and the lower level of park maintenance is due to insufficient funding for park maintenance and adequate allocations of CIP funding.

## E. INPUT PROCESS

### Mayor, City Council and City Manager

The Mayor, City Council and the City Manager were interviewed individually. Each were provided, in advance, a questionnaire which was used as a guideline to lead a discussion regarding which facility, program and maintenance needs were being met or not met at all, and what would be needed in the 15-year future period.

City Leaders believe the City meets the needs for a variety of facilities or buildings, and a variety of recreational and human services programs. They also recognize the positive collaborative work with the School District and the Boys and Girls Club on the extensive after-school programs, and partnering with youth and adult sport organizations so that recreational sports are offered.

Regarding facilities, programs, and maintenance, City Leaders expressed that the City could improve on the appearance of parks and facilities, add or improve pedestrian walkway within parks, modernize buildings and other park amenities, and add park features which will serve a majority of the community. Facility improvements, and services or programs that will need to expand or be implemented in the next 15 years include:

- Improved design or expansion of parks and/or recreational buildings so improvement is seen in parking, technology, and storage, especially for athletic fields and parks that host large community events
- Adapting parks better access for individuals with disabilities
- Funding to modernize parks and park buildings
- Improved parking near larger parks which host events
- An additional recreational center to serve both seniors and other age groups
- More senior citizen recreational and human services programs to accommodate the increase in this population sector

As City Leaders recognize what improvements are needed, they realize the need for improvements will also be met with the following challenges:

- Addressing homelessness which negatively impacts parks
- Finding funding for adequate staffing levels
- Ensuring Public Safety in parks and recreation areas
- Insufficient funds for CIP construction and for park maintenance
- How to effectively use school campuses for open-space while not negatively impacting the School District's assets and curriculums.
- Ensuring that services and programs, whether coordinated by the City or other organizations, meet the needs of the various ethnic groups.

City leaders did not see a significant need for a teen center; and for acquiring new open-space acreage, as there is no funding for new purchases or for ongoing maintenance of new facilities; or develop pedestrian connectivity by adding new trails so there is a city-wide connection of trails and walkways.

City Leaders believe printed material (*Park and Recreation Guide*, inserts in utility bills, banners, etc.) are as equally important in providing information to the public as does social media, the City website and other smart phone applications. The demand for more technology will increase over time.

### **Parks, Recreation and Arts Commission Input**

The Parks, Recreation and Arts Commission members were interviewed as a group. Each were presented, in advance, with a questionnaire which was used as a guide to lead a discussion with these City leaders regarding which facility, program and maintenance needs were being met or not met at all.

The Commission also echoed the Mayor, City Council and City Manager's assessments, and also offered the following comments:

- More variety in Themed Playground Structures/Equipment is needed
- Additional dog parks in the central and east sides of Garden Grove
- New recreational buildings should be multi-use to maximize program offerings to all age groups
- Shade structures over playground structures are needed
- The demand for more aquatic programs and the possible unavailability of district pools may warrant the construction of a large city aquatic center/facility.



## Community Outreach

In order to obtain input from the community, an 11-week long Community Web-based Survey was conducted, in which there were 978 survey responses. As yet another opportunity to gain community input, two (2) Community Outreach meetings were also conducted; one at Hilton D. Bell Intermediate School and one at the Community Meeting Center. Both survey respondents and the community meeting groups had similar concerns and requests of the City in regards to the parks, recreation and facility services.

Survey respondents indicated that residents are only marginally-satisfied with the parks' and facilities' conditions. Relative to programs and activities, less than half of the responding households are satisfied with what is offered in City programs and services. In the offerings of parks and facilities, one-third more of responding residents are dissatisfied with the variety in park facilities and the lack of pedestrian/bike pathways than those who are satisfied with these current conditions.

At the two community outreach meetings, the community shared similar concerns that parks and facilities need to be modernized. In addition:

- 42% of those attending the community meetings believe that programs or services for children ages 5 to 12 years are being met.
- Program needs for working adults and teenagers were not being met.
- Concerns about the unavailability of park restrooms for families using the parks, due to the negative behavior of the homeless population, were strongly voiced.

One of the most significant conclusions to both the Community Web-based Survey and Community Meetings, is a strong City-wide consensus that future Capital Funds should be spent on upgrading and maintaining existing parks and facilities, and not on acquiring and developing new park acreage. The Community felt that the priority for Capital Projects and Maintenance Funds should be:

- Modernize or "makeover" existing parks
- Increase budgeted funds to improve maintenance within existing parks
- Preserve open-space/natural areas
- Construct new pathways/pedestrian walkways within parks
- Build more picnic shelters

The community believes the programs or services which will be very important because of their aging community are:

- Senior Case Management Services
- Senior Activities
- Adult Day Care Services

The public also commented that they don't believe the City has to be the provider, but maybe serve as a resource to guide residents to services or programs provided by other organizations.

The top four methods in which they prefer to receive information about Community Services' programs, facilities and services are:

- Social Media
- *Garden Grove Parks & Recreation Guide*
- Flyers/posters/banners
- City website

## F. OTHER FACILITY & SERVICE PROVIDERS

### School District Information

Garden Grove Unified School District (GGUSD) has experienced a decline of 9.3% (4,436) in student enrollment from School Year 2012-13 to School Year 2017-18. This data coincides with the Census Data for the following age groups: Under 5 Years, 5-9 years, 10-14 years and 15-19 years.

**Table 2.2 GGUSD Enrollment Data**

	2012-2013	2013-2014	2014-2015	2015-2016	2016-2017	2017-2018	Difference from 2012/13 to 2017/18
Student Population	47,599	46,936	46,177	45,252	44,223	43,163	(4,436)

In addition to its main responsibility of educating students, GGUSD offers many programs and services for its students and parents; hence, meeting and satisfying a number of the local residents' needs. The City has been wise not to duplicate the services already offered by GGUSD. Through the execution of Joint-Use Agreements, the City is able to provide programs and services at several of GGUSD school and district sites.

### Community Services Programs or Facilities Offered by Other Providers

Local residents are able to take advantage of the City's location in central Orange County to utilize services, programs and facilities offered by local businesses, other government agencies, and several non-profit organizations in the area.

## G. CONCLUSIONS

With the *Master Plan* addressing a 15-year recommended action plan for the City's Parks and Facilities, as well as the Recreational Programs offerings, this Report has summarized several findings, as well as community input, which is exceptionally different from what was initially voiced by City staff and the City policymakers. These findings make the undertaking of the Parks, Recreation & Facilities Master Plan process a very valid process, as the recommended actions in this Report are decidedly different from current goals and policies voiced by City leadership and as described in the City's General Plan, Chapter 9: Parks, Recreation & Open Space Element.

At the initial start of the Master Plan process, the City's policymakers indicated they foresaw the need to add more park acreage for recreational facilities and for open space uses, to include more pool facilities, more playgrounds, more baseball fields with sportsfield lighting, and some saw the need to add a soccer complex. Community Services staff felt that an expansion of park facilities is needed, and should include a skate park, more soccer fields, picnic rental facilities, another dog park, and a water spray/splash pad facility. In contrast, the community clearly stated throughout the input process that the City needs to update and maintain the parks the City already has rather than concentrating on expanding the City's parks system.

Consistent with the community outreach summary, both City policymakers and City staff felt that more fitness/walking trails were needed, and that almost all existing park facilities needed upgrading.

This *Master Plan* is recommending several actions and changes to the City's philosophies which have been clearly communicated by the public throughout this Master Plan process. In brief summary, they include the following:

- Increase the level of maintenance of the existing park facilities. Of highest priority is the improved maintenance of sportsfields, which are badly deteriorated and often providing unsafe conditions.
- Replace worn-out and/or add park amenities to better serve the public within the existing parks. Although not initially voiced, the community participants understand that effective increased maintenance levels will be hampered until full-scale state-of-the-art irrigation systems are installed throughout the City's park system.
- Place a much higher priority on funding Capital Improvement Program projects; as the current level of funding is significantly below the regional and national standards.
- The development of new park acreage should be limited to new park acreage as a development requirement of any new developments in the City.
- With the *Master Plan's* development of the Park Renovation with Projected Cost Estimates for each park, the comprehensive total funding required (using today's unit prices for all types of amenities) is in excess of \$34 million needed within the next 15-year period.
- The Garden Grove Park Dedication Ordinance indicates that the City's Municipal Code currently has established a goal of 2 acres of parkland per 1,000 population by 2030. Currently, the ratio is 0.7 acres per 1,000 population. This calculates to a City-wide park system of 41 parks; while currently the City has 19 parks. Given the magnitude of Capital Improvement Project funding needed for the existing park system, as well as a significant budget increase required for an upgraded park maintenance program throughout the parks, the parkland acreage goals need to be re-evaluated to be more realistic and better represent the community input gathered through this Master Plan process.
- The park renovation program needs to focus on upgrades to sportsfields, replacements of playground equipment with new resilient surfacing, the addition of more on-site walking paths, and the expansion of ADA-accessible facilities. The site-specific planning must look at ways to safely expand the efficiency and usefulness of existing park acreage.
- Explore joint-use agreements with OCTA for the development and use of the Pacific Electric Right-of-Way as a greenbelt with bike and pedestrian pathways.
- Facilities expansion is needed to keep up with the demand for services, to include the Magnolia Park Family Resource Center to provide services with more privacy, and the H. Louis Lake Senior Center to add rooms necessary to support program expansion as the City's population continues to age. The expansion of Senior Services to the west side of the City should also be evaluated. An independent evaluation and recommendations for Architectural Improvements to indoor recreation facilities needs to be undertaken by the City.

- In the design of park renovations, work with the Police Department for recommendations which will assist with patrolling the parks and increasing public safety by limiting park structures which may provide hiding places.
- Improvements to the parks' lighting, as well as limiting hiding areas within the parks is a high priority to the community as a positive response to their concerns for family safety within the parks and the issue of the homeless occupancy in parks.
- Further develop the park patrol program as a means for more patrolling of the parks and handling issues related to public safety in the parks, which are of growing concern to the residents.
- Retain a Consultant to conduct an organizational review of the Community Services Department to allow for more efficient operations, particularly relative to the maintenance of parks and facilities and provision of public services by other City departments.
- Development of a strategy to increase recreational uses of GGUSD outdoor facilities by contributing to the costs for outdoor facilities' maintenance, and the installation of security fencing to isolate school buildings during non-school hours. This should prove to be much less expensive than the City acquiring more acreage and constructing new recreational facilities on their own.

## Community Outreach

## CHAPTER 3: COMMUNITY OUTREACH

- A. Introduction
- B. Community Web-based Survey
- C. Community Outreach Meetings
- D. City Leader Input
- E. Meetings with City Staff
- F. Other Facility & Service Providers

### A. INTRODUCTION

Parks and Recreation plays a vital role in providing a community with opportunities for life enrichment, self-improvement, personal growth, and artistic expression. By providing these facilities and services, a local government offers its citizens many benefits which include economic, health, environmental, social, and overall quality of life.

The City of Garden Grove serves a significant level of the community through its current parks, facilities, programs, sports and special events. With the availability of funds for parks operations and maintenance, park upgrades, and recreation services being at an all-time challenge, the *Parks, Recreation & Facilities Master Plan* process focused on soliciting the community's current desires and suggestions, in order to best match available and future funding with the community's prioritized needs.

As an integral part of the Master Plan process, it is essential to obtain the input of the community, the stakeholders and the City leaders on the abilities of the parks system and programs to meet the community's demands. Community input was gathered through a web-based survey, community meetings, questionnaires, City leader and staff interviews, as well as interviews with other facility and service providers not under the City's purview.

### B. COMMUNITY WEB-BASED SURVEY

#### Overview

A Community Web-based Survey was prepared by the Consultant Team's Left Brain Concepts (LBC) and reviewed and approved by the City's staff prior to conducting the web-based survey. Prepared by trained personnel in a firm with more than 30 years of experience in public opinions and public policy, a total of 978 surveys were successfully completed over an 11-week period. The sampling error for this study is approximately 3% at the 95% confidence level. With this highly credible sampling of the citizens, the results were determined to be a valid cross-sampling of the entire city. As also discussed elsewhere in this *Master Plan*, the input received from these surveys was very consistent with the input gathered at Community Outreach Meetings. The survey was provided in English, Spanish, Vietnamese and Korean.

The purpose of the survey was to measure the opinion of Garden Grove residents toward park facilities and recreation programs offered by the City of Garden Grove.

Results of the survey were then analyzed by the following variables:

- Ethnicity
- Garden Grove Electoral Districts
- Years of residency in Garden Grove
- Four categories of age groupings
- Single-person households versus those with 2 or more people
- Households with children under the age of 18, versus no children under 18 in the household
- People over the age of 65 in the household, versus no people 65+ in the household
- Renters versus Homeowners
- Four categories of income levels

As a general summary, the results from this survey indicate that Garden Grove residents are marginally satisfied with the parks' and facilities' maintenance; Community Services Departments' responsiveness to needs; and the variety of recreation programs and activities currently offered, with 45% rating them in the categories of "excellent" or "good". However, in rating the variety in park and outdoor facilities and pedestrian/bike pathways, the average rating of dissatisfaction was 46%.

Immediately following, please find the Survey Summary which provides an overview of community responses. In addition, the Detailed Findings can be found in the Appendix of this document.

### **Community Web-based Survey Summary**

This study was commissioned by Richard Fisher Associates on behalf of the City of Garden Grove and conducted by Left Brain Concepts (LBC). The purpose of the study was to measure Garden Grove resident attitudes toward park facilities and recreation programs offered by the City of Garden Grove. It is part of the project by Richard Fisher Associates to develop a *Parks, Recreation & Facilities Master Plan* for the City.

The information in this report is based on 978 in-depth survey's responses from residents throughout Garden Grove. The questionnaire used for this survey was developed jointly by LBC, Richard Fisher Associates, and City of Garden Grove staff.

All of the analysis work for this study was conducted by trained, experienced staff from LBC's state-of-the-art facility in Lakewood, Colorado, using the same staff to analyze the survey responses as prepared the survey questions. With weekly monitoring of the number of responders completing the survey, the timeline for having the Survey available for additional responses was increased from eight weeks to an eleven week period, to maximize the number of responses received City-wide.

All surveys are subject to sampling error, sometimes referred to as margin of error. Sampling error, simply stated, is the difference between the results obtained from a sample and those that would be obtained by interviewing the entire population under consideration. The sampling error for this study is approximately 3.1 percent at the 95 percent confidence interval.

LBC has presented all the data germane to the basic research objectives of this study. However, if the City of Garden Grove management requires additional data retrieval or interpretation, the survey team stands ready to provide such input.

### **Community Web-based Survey Results**

The results from this survey indicate that Garden Grove residents are marginally satisfied with the parks' and facilities' maintenance; Community Services Departments' responsiveness to needs; and the variety of recreation programs and activities currently offered. Of note, less than half of the households within the City who responded to the survey are satisfied with parks & facilities maintenance and what is offered in the way of facilities and programs; as less than half (45%) of the respondents rated them in the categories of "good" or "excellent", while over half (55%) of the respondents rated them lower. And in specifically rating the amount of variety of park and outdoor facilities and availability of pedestrian/bike pathways, the average level of dissatisfaction was 50% of respondents, while those who are satisfied with these improvements was 38% of those participating in the survey.

Categories of questions asking for responses included: recreation facilities used; obstacles to making greater use of available facilities; priorities in allocating maintenance and capital funds; methodologies used in receiving City information about parks and recreation services; types of community services activities and programs used; and use of activities and programs offered by organizations other than the City of Garden Grove.

Renters and lower income households tended to be more satisfied with City facilities and programs than were homeowners and higher income households. This first category tends to use the activity buildings and family resource centers more, while using the bike and walking paths less. More upper income households go outside the City for parks and recreation facilities and programs not offered by the City of Garden Grove; twice as many households in the \$100,000 income range than households in the under \$50,000 range.

For input of priorities on how maintenance and capital funds should be budgeted, homeowners are more interested than renters in preserving open space / natural areas, and, (not-surprising) results indicate households with persons under 18 in the household are much more interested in funds being spent to improve maintenance of parks and facilities than the residents without minors in their home.

There is strong uniformity in City-wide households' use of community services programs and activities, with the exception of higher income households participating in community events at a much greater level.

Perhaps one of the most significant conclusions to both the web-based community survey and the community outreach meetings is a strong City-wide consensus that future capital funds should be spent on upgrading and maintaining existing parks and facilities, and not on acquiring and developing new park acreage. The survey now provides important current data on the frequency of use of various facilities and park amenities, which can assist in the prioritization of available capital funds being used to improve the higher-used amenities throughout the parks system. The top eight facilities' uses of Garden Grove parks and facilities by the residents are (in descending order):

- Playgrounds
- Natural Open Spaces / Greenbelts



- Bike Lanes and Paths
- Passive Parks
- Natural Surface Walking Paths
- Outdoor Exercise Equipment
- Activity Buildings
- Paved Trails

In reviewing what can be done to increase the uses of parks and facilities as well as programs, the six most significant improvements are (in descending order):

- Improve information flow on what is available to residents (for both programs and facilities)
- Safety concerns in regards to illegal activities and loitering in parks
- More facilities in which residents are interested
- Improve the level of maintenance of parks and facilities
- Shorten distance to facilities from home
- Add more / cleaner restrooms in the parks

Priority assessments in the allocation of Maintenance and Capital Funds include the following five priority allocations (in descending order):

- Preserve Open Space / Natural Areas
- Modernize or “Makeover” Parks
- Improve the Maintenance Level of Parks
- Construct New Trails within the Parks
- Modernize or “Makeover” Recreation Buildings

## C. COMMUNITY OUTREACH MEETINGS

The residents of Garden Grove were also invited to participate in the *Parks, Recreation & Facilities Master Plan* process by attending either of two local community meetings at well-known locations within the City. The first meeting was held at Bell Intermediate School on February 9, 2019, convenient to those in central and western Garden Grove; followed by a meeting at the Garden Grove Community Meeting Center on February 21, 2019, for those in central and eastern Garden Grove. Valuable input was received at these meetings, but the attendance for these community outreach meetings was decidedly limited, in spite of an earnest effort by the City to notify the general citizenry of this input opportunity.

To also gain input and preliminary direction from the Parks, Recreation & Arts Commission members, a presentation of the Master Plan process and input request was conducted as a part of the November 29, 2018 Commission meeting.

### Summary of Community Meetings

Although participation in the community meetings was somewhat limited, participants generally represented all areas of the City.

In summarizing the responses from the Community Outreach Meetings and the Web-based Survey, of special note should be that, by either methodology, input was highly consistent throughout the community outreach process. Generally, the citizens are happy about the

recreation programs offered to the community, as well as the types of parks and facilities available to the citizens of Garden Grove. Fifty-five percent (55%) of families surveyed indicate they use Garden Grove parks and programs monthly or more frequently. Similar to the Survey participants, the Community Meetings participants were not satisfied with the level of maintenance of the parks or how outdated the park amenities are within Garden Grove's parks system.

With less than half of the participants rating the parks and programs "good" to "excellent", the process generated three general areas of requests:

- A higher level of maintenance of the parks system.
- Upgrades to most playgrounds and other amenities currently offered so that higher quality experiences can be offered for users of all age groups and physical mobility.
- An expansion of walking and jogging trails within the parks offered by the City.

The highest priority projects to be funded from future CIP and General Fund budgets were:

- Upgrade park restrooms.
- Renovate parks' amenities throughout the City's park system.
- Fund a better level of park maintenance throughout the City.

For the majority of residents, who currently rate passive recreational uses of the parks as their highest uses, more trails and routes for walking, hiking and bicycling were requested as the highest priority in upgrades to the parks system. Attendance at special events ranks equally to the use of trails and walkways for passive exercise and other outdoor activities. The second level of consistent input of recreational activities is the community's participation in picnicking, park playground use, and running or jogging within the parks. And throughout the parks, children's playground equipment areas should be upgraded to new and exciting play activities and have separate areas for toddlers and grade school children's play activities. As a generality, existing playground safety surfacing is deteriorated and in need of replacement throughout most of the City's parks.

As guidance for the City policymakers and as this Master Plan attempts to provide a more focused evaluation of potential costs for amenities' upgrades, the *Chapter 8: Park Renovation & Estimates* section of this Master Plan offers detailed lists of amenities for respective parks and their costs in today's dollars.

Throughout the parks system, general park renovation is needed. Categories of upgraded improvements include, in no particular order, the following:

- The addition of and/or repairs to ADA Accessibility Improvements for nearly all activity areas of the parks.
- New Irrigation Systems
- Turf Renovation
- Shrub Bed Renovation
- Addition of new Trees
- Playground Equipment
- Restrooms

It is clear that the residents and visitors of Garden Grove are very active. In many cases, they are independent and self-motivated. It is also clear that these participants, overall, are relatively satisfied with what the City of Garden Grove has to offer, just not satisfied with the level of maintenance of the parks and facilities. Recreation and park facilities, both indoor

and outdoor, are heavily utilized. More than half of Garden Grove residents responded that they use City facilities from once a month to once a week. Community outreach, through the Community Web-based Survey and the public meetings, resulted in higher ratings for the City's recreational programs and services than the parks and facilities. By far, the highest participation of recreation services is the Community Special Events (64%).

Contracted instructional programs allow the City to be flexible and adapt to popular or trendy type programs. Specialized instructors can fit into an existing faction of participants or develop a new following in a popular activity. If a program's popularity fades, then either a new instructor can be inserted or the activity can be dropped from the overall City programs.

Positive attributes about the City's Recreation Programs:

- Public is generally very pleased with current Recreation Programs.
- City Programming fills a valuable need which creates opportunities and enhances the community's quality of life.
- City-wide special events often have co-sponsorships, are well-rounded, and bring a high level of community involvement.

## D. CITY LEADER INPUT

### Mayor, City Council and City Manager

The Mayor, City Council and the City Manager were interviewed individually. Each were presented, in advance, a questionnaire that was used as a guide to lead a discussion regarding which facility, program and maintenance needs were being met or not met at all.

#### Facilities, Programs and Maintenance Services

The facilities, programs and maintenance **needs being met** are:

- Atlantis Play Center
- Indoor Facility Room Rentals
- Community Theater Facility
- Fee Based Classes / Activities
- Senior Activities (bingo, bridge, dancing, ceramics, exercise, sewing, etc.)
- After-school Programs
- Aquatics
- Teen Programs
- Senior Human Services or Social Services (Senior Mobility, legal aid, HICAP/Medicare Insurance, Senior meals)
- Theater Arts Programs
- Human Services or Social Services (City and School District Family Resource Centers)
- Adult Sports

The facilities, programs and maintenance **being met, but underserved** are:

- Aesthetic appearance of Community Services Buildings/Facilities
- Number of Acres of Parks

- Aesthetic appearance of City Parks (turf, ponds, sidewalks, pathways, playground structures)
- Pool Facilities
- Open Space “Unrestricted Areas” (i.e., tracks, open turf areas, etc.)
- Fitness / Pedestrian Trails
- Soccer
- Dog Park (Barking Lot)
- Baseball
- Playgrounds

The facilities, programs and maintenance ***needs not being met*** are:

- Youth Sports
- Adult Day Care (i.e., Acacia, Wesley Village with Boys and Girls Club)
- City-wide Special Events - more concerts

When asked what facilities, programs or maintenance will be needed in the next 15 years, the responses were as follows:

- More Maintenance and Capital Funds to modernize the current parks, park amenities and facilities. (Prop 68 funding potential)
- More Facilities or Parks designed for people with disabilities
- Adult/Senior Day Care
- Skateboard or Skate Spot
- New Aquatic Facility
- Replacement or addition of ball field lights
- Senior Activities Classes

### Capital Improvement Projects

The Capital Improvement Projects (CIP) that need to be addressed in a specified time frame are categorized as follows:

#### *Immediate Attention:*

- Develop/improve park walkways to encourage walking or safer path-of-travel
- American with Disabilities Act (ADA) accessibility in existing parks and facilities
- Add Parking in the Downtown Area
- Upgrade park facilities for Festivals/Special Events’ needs [staging areas, storage areas, parking, Wi-Fi, utilities (electrical outlets, lighting, water connections, etc.)]

#### *Next 5-10 Years:*

- Modernize the existing athletic fields (replace natural turf with synthetic turf, new back stops, shaded dug outs/bleachers, etc.)
- Modernize the Sports and Recreation Center
- Develop new hiking, walking and/or biking trails to improve upon a Non-Motorized Mobility Network

#### *Next 11-15 Years:*

- Develop an additional Senior Center
- Modernize Park Community Buildings/Centers

At this time, the following CIP Projects should not be considered in the next 15 years:

- Develop a picnic shelter for large or corporate gatherings
- Develop a Teen Center
- Acquire land/locations for new athletic fields

#### Department Challenges in the Next 15 years:

City Leaders identified the challenges the Community Services Department will have in the next 15 years. The challenges listed below received the highest number of votes:

- Adequate staffing levels to accommodate the increasing City population
- Homelessness in parks
- Ensuring Public Safety in parks and recreation areas
- Insufficient funds for CIP expenditures and construction
- Park Security to protect facilities
- Insufficient funds for Park Maintenance
- Potential reduction in the use of school campuses for recreational open space
- With the aging of the City's residents, providing additional services and/or facilities for an older community
- Regarding the diversity in the community, providing programs/services to meet the demands of the various ethnic groups

#### Methods of Communication or Marketing by the Department

City Leaders listed the following as key marketing tools to inform the Garden Grove community:

- Inserts in Utility Bills
- Social Media (Facebook, Twitter)
- City Website
- City App on a smart phone
- *City Parks and Recreation Guide*

They also recognized the use of technology, as a means of communicating with the public, will become a greater need.

#### **Parks, Recreation and Arts Commission**

The Parks, Recreation and Arts Commission were interviewed as a group. However, prior to the meeting, staff gave the Commissioners a list of questions in advance of the meeting.

The Commission echoed what the Mayor, City Council and City Manager indicated, with the following additions:

- Playground Structures/Equipment seem old. Installation of a greater variety of playground structures is needed throughout the City, rather than the same general play equipment at all parks.
- Dog Park and Skate Spot were designed too small. Larger dog parks are needed so that the west, central and east sides of Garden Grove are better served.
- Add walking/pedestrian trails within parks.
- Current parks are not designed to host community events.
- Programs offered by the City need to be affordable.

- The Commissioners were pleased with the variety of programs offered; however, summer concerts are needed throughout the City.

The Commissioners believe all the current programs will be needed in the next 10-15 years; however, they anticipate that there would be a greater need for:

- Adult Day Care and Teen Programs regardless of what agency, organization or business offers the service. There seems to be a need for a support/resource groups for adults who are now taking care of their older or elderly parents.
- Both Child Care and Adult Day care will be needed in the same facility. If tradition continues with adults both taking care of their parents and their own children, having one facility to assist them while they are at work may be needed.
- Building a new facility may have to require “membership dues” in order to reduce the impact to the City budget. The facility and programs would need to be unique and very desirable to justify charging the usage fees.
- A need for more aquatic programs; maybe the School District can collaborate on an aquatic facility.
- Parking is always an issue. Need to make sure there are enough handicap parking spaces made available at all parks.
- Shade Structures over playground equipment are needed.

## E. MEETINGS WITH CITY STAFF

Multiple meetings were held with personnel representing the Community Services, Public Works, Community & Economic Development and the Police departments. Information received from staff members included details on how their department is uniquely involved in the operations of Garden Grove’s parks, recreation and facilities.

### **Community Services Department Input**

The Community Services Director, Manager, Supervisors and some program staff were interviewed for their input in regard to the City’s overall needs for Parks, Recreation and Facilities. The following is a summary and a highlight of the details of the questionnaire that was used as a guideline to seek their input (see Attachment in Appendix).

When it comes to facilities, Community Services Department staff indicated there are numerous facilities for them to program, or they can serve as a resource in helping other organizations conduct their own events on City park land.

However, in order to meet the future needs to the community, staff has indicated that residents in the next 15 years would need the following:

- Funding to add dog parks and safe walking paths
- Funding to modernize facilities and playground structures
- Funding to expand the Senior Center and Magnolia Park Family Resource Center; both expansions could also serve as a location for teen programs or other City services
- Increase senior activities as the senior age group increases in numbers
- Add Teen Programs
- Addressing the security, and homeless situation in parks

Staff outlined a few challenges in the next 15 years, the key challenges being:

- Funding for Capital Projects
- Funding for additional staff to increase programs and activities
- Park Security

Lastly, staff believes that printed information material is going to still be needed, although gradually there will be less demand as those individuals relying on electronic information becomes the majority of users. Currently, there still is a need for printed material, especially among the senior population and those not fortunate enough to have access to computers.

### Facilities and Programs

A high percentage of the Community Services staff responded that facilities are “met but underserved” or “not met at all.” Staff responded that the quantity of park acreage and public art is underserved. Eighty percent (80%) commented that the aesthetics or appearance of facilities/buildings, indoor facility rooms, skateboard facility, dog park, open “unrestricted space”, pool facilities, and soccer fields are underserved. Less than 40% of the staff believes the City’s current facility inventory meets the needs of the community.

Regarding programs, 60% of the staff responded that the following programs are being met whether the Department or another association, agency or organization is a direct provider:

- Community or citywide special events
- Senior and human services programs are meeting the needs of the community.

More than 80% of the staff responded that the following programs are not met at all or underserved, and are needed:

- Teen programs
- Aquatics
- Additional Human Services programs
- Senior Activities
- Adult Day Care Services
- Theater Arts

Comments received included that the current senior center needs to be expanded to offer a full complement of activities and services; and access to School District pools has been limited due to the on-going renovation projects.

### Facilities and Programs Needed in the Next 15 Years

When asked what facilities, services or programs need immediate attention, 60% of the staff said the following are needed:

- Dog Parks / Dog Exercise Facility
- Swimming activities
- Funds to modernize facilities
- Splash Pad facility

Facilities or programs needed in the next 10-15 years include:

- Additional city-wide community events
- Park amenities designed for people with disabilities
- New Aquatic Facility (if GGUSD’s renovated pools are unavailable)

- Additional or expanded senior center
- Adult day care facilities
- Senior Activities
- Expanded Senior Transportation hours

Most of the staff commented that they did not need to add Senior Case Management services because they believe such services are offered already by other agencies or businesses; however, developing a resource document would be beneficial to the residents in guiding them to available services.

### Capital Improvement Plan Priorities

Staff categorized the following CIP items as needing immediate attention based on their experience and what they have heard from the community:

- Develop an additional Dog Park
- Modernize Park Community Buildings/Centers
- Develop / improve park walkways to encourage walking or safer path-of-travel
- Modernize the existing athletic fields (replace natural turf with synthetic turf, new back stops, shaded dug outs/bleachers, etc.)
- Modernize the Sports and Recreation Center

CIP projects receiving a higher percentage of response for the next 5-15 years are:

- American with Disabilities Act (ADA) accessibility in existing parks and facilities
- Replace non-playable natural grass/turf areas with drought tolerant plantings
- Upgrade park facilities for Festivals/Special Events' needs [staging areas, storage areas, parking, Wi-Fi, utilities (electrical outlets, lighting, water connections, etc.)]
- Develop a picnic shelter for large or corporate gatherings
- Develop new hiking, walking and/or biking trails to improve upon a Non-Motorized Mobility Network
- Acquire land/locations for new athletic fields
- Develop an additional Senior Center

### Greatest Challenges in the Next 15 Years

When asked what staff believed are the greatest challenges in the next 15 years, 80% or higher indicated the following issues:

- Ensuring Public Safety in parks and recreation areas
- Homelessness in parks
- Insufficient funds for Capital expenditures and construction
- Insufficient funds for Park Maintenance
- Park Security to protect facilities
- Adequate staffing levels to accommodate the increasing city population
- Aging of residents and providing additional services and/or facilities for an older community
- Diversity in the Community and providing programs/services to meet the demands of the various ethnic groups
- Lack of Grant Funding



### How Residents Learn About Services

The top four methods that staff considers the most important in how residents receive information about the Community Services Department are:

- *City Parks and Recreation Guide*
- City Website
- Social Media (Facebook, Twitter)
- Flyers/Electronic notifications from GGUSD

Regarding technology demands, 80% or more of the staff indicated that Social Media platforms, Mobile apps that interface with City programs, and Wi-Fi access at parks and facilities are extremely important.

### Partnerships and Collaborations

Staff said that all their partnerships and collaborations are vital to serving the Garden Grove Community.

### **Community & Economic Development Department Input**

The development of the *Parks, Recreation and Facilities Master Plan* is an important document in assisting with the update of the General Plan. The representative of the Department indicated that the City does meet the needs of facilities; however, additional comments included:

- Improving appearance and aesthetics of parks, and park amenities
- Adding walkways within parks; identifying safe path-of-travels so pedestrians are buffered from vehicular traffic
- Develop the Public Art concept so that it is carried out throughout the City
- Avoid being reactive to park development and develop a long range plan
- The Open Streets event promotes the local economy and in the next 15 years consider having one of these events in each City Council District
- To achieve any capital improvements, funding is needed
- The Civic Center Park area looks old and “tired”; the ponds should be removed and replaced with splash pads; parking should be subterranean and features need to be added to bring people to the area
- Buildings, athletic fields, parks and park amenities need to be modernized and uniquely designed so the community uses them
- Parks hosting events need to be upgraded to meet technology, storage and logistical needs
- Partnerships and collaborations will need to continue as funds made available for adding programs or City staff is not likely

### Greatest Challenges in the Next 15 Years:

Staff believes the following are the greatest challenges in the next 15 years:

- Public safety in the parks, which includes addressing the homeless population
- Insufficient funds for maintenance and capital projects
- Access to the schools open space since it is not likely the City can acquire additional park land

## **Public Works Department Input**

Staff from the Parks Maintenance Division commented that the City does meet the community facility needs; however, staff indicated that over the next 15 year period, the following improvements, which are in no particular order, need to be considered:

- Improve ADA accessibility in the park system and park amenities
- Irrigation systems are antiquated and need to be overhauled
- Continue with replacing ball field lights
- Park restrooms are a big issue due to improper and/or illegal use of them. As a temporary mitigation of high-volume restroom vandalism, ADA-accessible Porta-Potty facilities have been moved onto park sites, while the restroom buildings have been locked up
- Common to many programs and community events, parking is a problem and needs to be addressed especially in the Civic Center area
- The ponds are an attractive feature; however, the filtration system is inadequate to maintain the ponds at a quality level. Reducing the size of the ponds and installing a more efficient filtration system are a necessity
- Additional dog parks are needed, improved walkways within parks, and identification signs for a safe-path-of-travel are important in the next 15 years. The current dog park is too small to meet the needs of dog owners
- Modernizing playground structures, athletic fields and buildings as deemed necessary; however, securing CIP funding is an issue
- With the aging population, there is a greater need for adult day care programs, an expanded senior center and senior activities and programs
- Utilizing some open space for more soccer fields
- Implementing programs for the active senior such as pickle ball, badminton; however, this would require a re-design of some parks to handle these new programs
- Increase budget to address park maintenance shortfalls

Staff indicated that new facilities, such as pools or additional recreational centers, are needed; however, with the current fiscal situation, there are no funds to properly maintain new facilities.

## **Police Department Input**

The Police Department staff sees the absolute need and the successes of the two family resource centers. In addition, parks need to be modernized and include design features to allow more efficient and safe patrolling of parks by the Police Department. Some examples of improvements needed in the next 15 year period include:

- Improving police vehicle access into parks without having to get out of the vehicle
- Continue to enforce park curfew hours
- Whenever possible, design shade structures, picnic tables and seating areas in a unique manner to avoid concealment areas for some park users, especially during inclement or hot weather
- Improve security lighting in all parks
- Add a separate patrol specifically assigned for checking on restrooms
- Install park benches that cannot be used as a cover or hide out
- Identify additional resources to minimize loitering and/or illegal activities in parks
- Security cameras are needed in parks

- Design parks that promote a healthy life style

## F. OTHER FACILITY & SERVICE PROVIDERS

### School District Information

Garden Grove Unified School District (GGUSD) has experienced a decline of 9.3% (4,436) in student enrollment from School Year 2012-13 to School Year 2017-18. This data coincides with the Census Data for age groups: Under 5 Years, 5-9 years, 10-14 years and 15-19 years.

In addition to its main responsibility of educating students; GGUSD offers many programs and services for its students and parents. A sample of some of their services includes:

- After-school Program in partnership with the Boys and Girls Club
- Annual Career Fair
- Career and Technical Education Program
- Community Resource and Health Fair for Parents of Pre-schoolers
- Mental Health and Social Services Programs
- Intensive Behavior Intervention Program
- Mobile Food Pantry Program
- Pre-school Program
- Special Education
- Summer Meals
- STEAM (Science, Technology, Engineering, Arts and Math) programs: offered both during and after school.
- Visual and Performing Arts education programs
- Dual Language Programs
- Parent & Community Outreach
- Summer On-line Courses

GGUSD has also executed Joint-Use Agreements with the City, allowing the City to program some of their school and district sites such as Hare School, Woodbury School, Chapman Sports Complex, Pioneer Park, and Edgar Park.

They also supported the *RE: Imagine Garden Grove* campaign by collaborating with the Community Services Department on the “*Arts in Parks*” program.

### Community Services Offered by Other Providers

The community of Garden Grove is fortunate that local businesses, other government agencies, and several non-profit organizations in the area also offer community services programs and facilities, including:

- Anaheim Ice
- ARCHES (Access to Resources for Children’s Health, Education, and Support)
- Boys and Girls Club
- Coastline Community College
- Fitness Centers
- Garden Brook Senior Village

- Good Shot Archery
- Gracie Barra Garden Grove
- Great Wolf Lodge and Water Park
- Grove Park – Jamboree Housing
- Head Start
- Kiwanisland Park
- Orange County Adult Day Services Coalition
- Orange County Libraries - Garden Grove Library
- Orange County Symphony
- Santa Ana College
- Seal Beach Tennis Center
- South Coast Fencing Center
- The Stanley Ranch Museum
- Thomas House Family Shelter
- TRC (Truancy Reduction Center)
- Wesley Village
- YMCA

## Parks & Facilities

## CHAPTER 4: PARKS & FACILITIES

- A. Introduction
- B. Locations & Inventory
- C. Opportunities & Constraints
- D. General Park Improvements

### A. INTRODUCTION

The City's park system is made up of 123.8 acres of parkland, open spaces and recreational facilities owned by the City. An additional 45 acres are owned by the Garden Grove Unified School District but maintained by the City. This section includes the review of the quantity and types of amenities, as well as the overall condition of the parks and facilities. A detailed breakdown of the facilities as well as the *ADA Accessibility Report Summary* can be found in the Appendix section of this document.

### B. LOCATIONS & INVENTORY

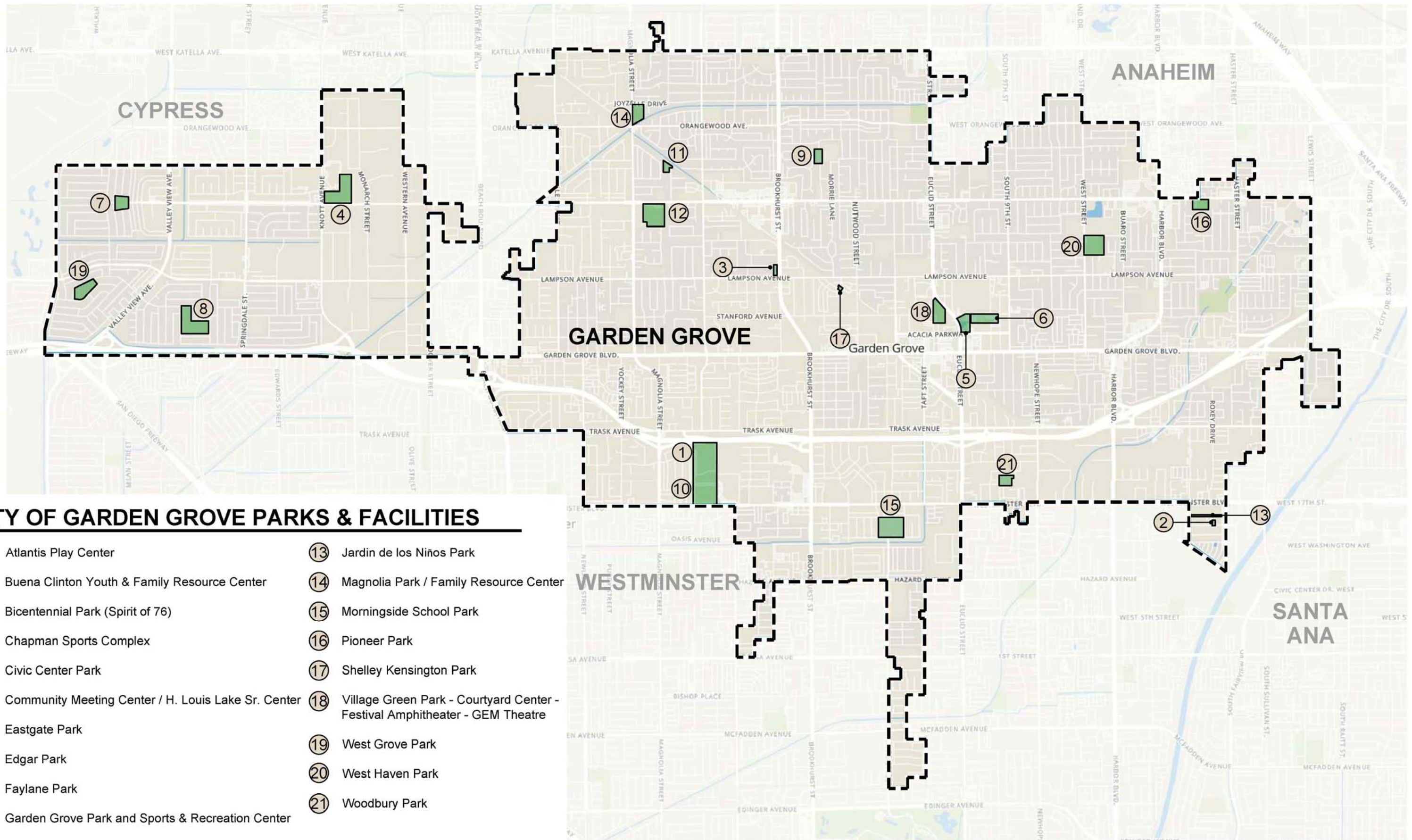
The City of Garden Grove has a total of 19 parks and 8 facilities at 21 locations that are made up of neighborhood parks, community parks, recreational facilities and open spaces. These parks and facilities provide both passive and active recreational opportunities to the local community.

Most neighborhood park signs are made of basic wood posts with the name of the park embossed or engraved on a horizontal board. Park identification signs with more elaborate design and construction are at community parks such as the Civic Center Park, Village Green Park, Atlantis Play Center, Garden Grove Park, and Chapman Sports Complex. In addition, there are bronze placards that included a quote, park dedication information, or horticultural identifications. There are instructional signs especially for the use of outdoor fitness equipment and park rules.

The interior of every building was immaculately cleaned and organized. Staff maximizes every available space for storage and/or programming. The parks were also clean and maintained (although not to the level deemed necessary by the residents through the community input process). The relative proximity of parks gives residents in various neighborhoods the opportunity to enjoy the outdoors by walking in parks, using the fitness equipment, playing a sport (Frisbee, Badminton) in the open space or sport-designated fields, renting a picnic shelter for families to gather, walking a dog or having them go off-leash in open space areas. Teens and young adults were observed riding bikes or skate boards as a mode of transportation with walkers at Garden Grove Park and Civic Center Park, more than any other areas. Some neighborhood parks had small or no parking lots at all, thus, limiting use of that park to residents within walking distance or in some cases, possible use by nearby schools. Most joint-use facilities with the School District are for organized sport leagues.

Public Art was observed in some neighborhoods with tile mosaics as well as in some facilities, and murals are included in the Buena Clinton Youth & Family Resource Center.





## CITY OF GARDEN GROVE PARKS & FACILITIES

- |   |   |
|---|---|
| ① Atlantis Play Center                                | ⑬ Jardin de los Niños Park  |
| ② Buena Clinton Youth & Family Resource Center        | ⑭ Magnolia Park / Family Resource Center                                      |
| ③ Bicentennial Park (Spirit of 76)                    | ⑮ Morningside School Park   |
| ④ Chapman Sports Complex                              | ⑯ Pioneer Park  |
| ⑤ Civic Center Park                                   | ⑰ Shelley Kensington Park   |
| ⑥ Community Meeting Center / H. Louis Lake Sr. Center | ⑱ Village Green Park - Courtyard Center - Festival Amphitheater - GEM Theatre |
| ⑦ Eastgate Park                                       | ⑲ West Grove Park   |
| ⑧ Edgar Park  | ⑳ West Haven Park   |
| ⑨ Faylane Park  | ㉑ Woodbury Park   |
| ⑩ Garden Grove Park and Sports & Recreation Center    |   |
| ⑪ Gutosky Park  |   |
| ⑫ Hare School Park                                    |   |

# City of Garden Grove - Parks, Recreation & Facilities Master Plan

## Park Inventory Chart As of October 2019

Park/Facility	Address	Acreage	Community Buildings	Portable Restrooms	Snack Bar	Picnic Pavilions / Shelters	Amphitheatre/Strawberry Bowl	Performing Theatre	Lighted Baseball Fields	Unit Baseball Fields	Lighted Softball Fields	Unit Softball Fields	Volleyball Courts	Football Fields	Lighted Multipurpose Fields	Unit Multipurpose Fields	Lighted Soccer Fields	Unit Soccer Fields	Lighted Tennis Courts	Unit Tennis Courts	Lighted Handball Courts	Unit Handball Courts	Indoor Basketball Courts	Lighted Basketball Courts	Unit Basketball Courts	Outdoor Fitness Equipment	Volleyball Courts	Swimming Pools	Wading Pools/ Splash Pads	Pond/Fountain Waterfall	Greenbelt Area	Tot Lot / Playground Areas	Street Hockey Rink	Horseshoe Pits	Dog Park	Park Benches	Statue / Memorial	Picnic Tables	Barbecues	Shuffleboard Courts	Skate Parks	General Security Lighting	Unit Parking Lots	Lighted Parking Lots	
Atlantis Play Center	13630 Atlantis Way	4.0		1	1	2																						1	1	13				27	1	28					•		1		
Buena Clinton Youth/Family Resource Ctr.	12661 Sunswept Ave	NA	1	1																																									
Bicentennial Park (Spirit of 76)	Brookhurst @ Lampson	0.2																											1						3										
Chapman Sports Complex	11700 Knott Ave	11.0		1	2	1			1						1	5			6		6			2								1			4		12						2		
Civic Center Park	12801 5th St	4.0																							12				1						9	1	2		2				•		1
Community Meeting Center/ H. Louis Lake Sr Ctr	11300 Stanford Ave	1.0	1	2																																								1	
Eastgate Park	12001 St Mark St	4.5	1	3		1	1																3		8	1	1			1					3		5	2					•		
Edgar Park	12781 Topaz St	6.0	1			1									1		1				2									1			4		2		8								
Faylane Park	11700 Seacrest Dr	2.9		1		1																	1							1			2		7		6						•		
Garden Grove Park and Sports & Recreation Center	9301 Westminster Avenue / 13641 Deodara Dr	36.0	1	2		1	4			2					2	2							2	2	15	2			2				1	4		24			1					3	
Gutosky Park	9201 Ferris Ln	2.1		1		1																							1					2		6									
Hare School Park	12012 Magnolia St	14.0		1		1			4		3																									11					•	1	2		
Jardin de los Niños Park	12700 Keel Ave	0.7																					1	11					2						8										
Magnolia Park / Family Resource Center	11402 Magnolia St	5.9	1	2		1													2		2		1		11	1			1					2		9						•	2		
Morningside School Park	10521 Morningside Dr	1.0																											1															1	
Pioneer Park	12722 Chapman Ave	4.0		1																										1					2		8					•		1	
Shelley Kensington Park	Magnolia/Shelley Dr Cul-de-sac	0.30																					2						1																
Village Green Park / Courtyard Center / Festival Amphitheatre / GEM Theatre	12732 Main St	6.3	1	4			1	1																				1	1						5	1							•	3	
West Grove Park	5372 Cerulean Ave	6.6	1	2		1													1				1						1					8		9	2					•	1		
West Haven Park	12252 West St	10.0	1	2		1																							1					2		8					•	1			
Woodbury Park	13800 Rosita Pl	3.3		2																			1				1		2					4		3						•	0		
<b>Totals:</b>		<b>123.8</b>	<b>9</b>	<b>26</b>	<b>2</b>	<b>5</b>	<b>13</b>	<b>1</b>	<b>1</b>	<b>1</b>	<b>4</b>	<b>2</b>	<b>3</b>	<b>0</b>	<b>0</b>	<b>4</b>	<b>7</b>	<b>0</b>	<b>2</b>	<b>8</b>	<b>0</b>	<b>10</b>	<b>0</b>	<b>2</b>	<b>8</b>	<b>6</b>	<b>57</b>	<b>3</b>	<b>3</b>	<b>1</b>	<b>3</b>	<b>2</b>	<b>29</b>	<b>1</b>	<b>6</b>	<b>1</b>	<b>84</b>	<b>3</b>	<b>##</b>	<b>4</b>	<b>3</b>	<b>1</b>	<b>•</b>	<b>11</b>	<b>9</b>



## D. OPPORTUNITIES & CONSTRAINTS

Generally, Garden Grove children attend schools within the Garden Grove Unified School District. Because the local schools serve the children's educational needs within the City, a high percentage of Garden Grove children and their families have developed the pattern of participation in after-school programs at these local schools within the city limits of Garden Grove.

### **Breakdown by Parks**

Within the Garden Grove park system, 6 of the City's 19 parks offer sports field play areas, with 60% of the City's total park acreage featuring active sports play.

#### Atlantis Play Center

Atlantis Play Center is a 4 acre park, directly adjacent to the city's largest park, Garden Grove Park. The Atlantis Play Center offers a unique collection of 13 playgrounds in various themes, including a splash pad area. This park facility is a controlled entrance playground, with a minimal entrance fee for anyone 3-years of age and older.

This specialty park offers rentable picnic tables and amenities by reservation, and is traditionally open for use from mid-morning to early-to-mid afternoon, depending on the season.

The site has grade changes from the upper to the lower play areas, and accessible routes to several amenity areas are missing. In addition, displaced surfacing creates access barriers in several instances. ADA-compliant accessibility has not been met in several areas and further improvements are necessary.

#### Buena Clinton Youth and Family Resource Center

This neighborhood resource center is located in the extreme southeast area of the City, serving a one-quarter square mile area with 3,500 residents. Sixty percent of the population is under the age of 18. The neighborhood is considered to be the youngest by population in the City, and one of the most ethnically diverse.

The Center is housed in an 8,680 square foot two-storey building. Exterior improvements include (1) basketball court and (1) bench.

The Buena Clinton Youth and Family Resource Center provides no-cost to low cost programs and services focused on youth enrichment, safety, and community involvement / mobilization.

#### Bicentennial Park (Spirit of 76)

This 0.2 acre Spirit of 76 Mini-park is a linear park which features drought tolerant and California-friendly plantings. Users of the mini-park can stroll along DG pathways to observe the collections of plants offered at this site, or sit on one of the three park benches and observe the activities of the animals which visit the plantings on a regular basis.

Upgrades to the DG trail and the replacement of the three benches and the trash receptacle could be accomplished at the end of the Master Plan's 15 year cycle, as this park was recently renovated in the past 3 years.

### Chapman Sports Complex

The Chapman Sports Complex is an 11 acre active community sports park, offering lighted sports fields, outdoor rinks for street hockey, and tennis courts. Located directly adjacent to the Chapman Hettinga Education Center, the park features a variety of sports activities, including soccer, baseball, tennis, racquetball and basketball. Restrooms and picnic facilities are also available for public use on the site.

As most of the improvements on this parksite are relatively old, a significant amount of upgrades will need to be budgeted for replacement. ADA accessible routes to ball diamonds, concrete surfacing with barrier separations, and park furnishings for the use of those with special needs, all are items requiring construction of new improvements, or in limited cases; repairs. Many sports courts also will require new play surfacing and the entire park's irrigation systems will require replacement. An assessment of required parking spaces needs to be a part of the renovation design process. We do not recommend a walking path around the perimeter, as safety concerns with adjacent sports fields must be applied to this analysis process.

### Community Meeting Center & H. Louis Lake Senior Center

The Garden Grove Community Meeting Center, which also houses the H. Louis Lake Senior Center, is just one block from City Hall. This facility also serves as the City Council Chambers, along with a diverse collection of meeting spaces for both public meetings and reserved space for other non-public organizations. The building is 29,305 square feet and served by parking lots on two sides of the building.

Theater-style seating in the largest meeting space can accommodate up to 456 individuals. Caterers' kitchens are also available for events at the facility. The facility also houses the H. Louis Lake Senior Center for those 50+, offering a multitude of services and activities.

Accessible routes serving the Community Meeting Center have numerous broken and lifted panels of concrete, creating potential trip hazards, and will need to be replaced soon.

### Eastgate Park

This 4.5 acre park, located in the extreme west side of the City, is the typical size of a neighborhood park, but offers community park-level facilities which serve a larger area of the community; particularly the community building and swimming pool facilities. For a relatively small public park, this site offers a wide variety of passive and active recreational activities.

An analysis of the layout of this park is appropriate to determine the efficiency of some facilities' layouts. With the Summer Concert Series located at this park, the feasibility of an outdoor stage should be conducted.

For other recommended improvements to this site, including numerous ADA accessibility repairs and additional improvements, please see the *Chapter 8: Park Renovations & Estimates* section of this Master Plan.

### Edgar Park

This neighborhood park is 6 acres in size, located in the southwest area of the City. It offers sportsfields, racquetball courts, horseshoe pits, and a community activity center building, along with a children's playground. The park shares two boundary lines with the shuttered Edgar Elementary School grounds, now used by the Garden Grove Boys & Girls Club. The park offers an abundance of shade from fully matured shade trees. A park renovation design analysis should include an evaluation of the usefulness of all existing recreational facilities versus the installation of new, unique recreational facilities. A collaborative effort with the Boys & Girls Club for potential joint uses is appropriate.

### Faylane Park

This 2.9 acre neighborhood park is located in the north-central area of the City, nestled in an established neighborhood of residences. It offers a multi-purpose court, a children's playground, picnic shelters, horseshoe pits, and restrooms. Parking is a limitation for users who live beyond walking distance as there are no parking lots. The children's playground will need to be updated and safety surfacing replaced, along with some limited ADA accessible improvements.

### Garden Grove Park

This community park is the largest park in the City's park system, offering 36 acres of public park improvements to the residents of Garden Grove. Located in the south-central area of the City, the park is directly adjacent to Atlantis Play Center. The park is served by three public parking lots, which accommodate a more city-wide use of the facilities at this park. This park offers picnic facilities, children's playgrounds, outdoor fitness equipment, lighted ballfields, basketball courts, the Sports & Recreation Center, and the City's only Dog Park area. Please see the *Chapter 8: Park Renovations & Estimates* section of this Master Plan for specific renovation needs throughout this park.

### Gutosky Park

This neighborhood park is a 2.1 acre site which serves the established neighborhood residential area immediately around the park. Located in the north-central area of the City, the park is designed for relatively passive recreational activities, and has no site improvements for scheduled sportsfield uses. The playground safety surfacing is in need of replacement.

This park site is adjacent to the Pacific Electric Right-of-Way property. This connection offers the City an opportunity to analyze connections of the park to a more regional trails system, with the park's restroom building being able to serve trails users as well as park users. The City should review the potential of a food vendor space within the park to accommodate users of trails.

There are picnic tables and restrooms in addition to the ball diamonds. A significant amount of park furniture is in need of replacement and the parking lot is in need of re-surfacing.

### Hare School Park

This 14 acre park has a strong emphasis on sportsfield activities, offering (3) softball fields and (1) baseball field. In addition to the “spoke wheel” layout of sportsfields, the park has several open turf areas which may have the potential of providing other recreational activities beyond the outfield limits. A perimeter walking path is one additional use which should be evaluated. There may be available space for a second City Dog Park; however, geographically this use would also be convenient to nearly the same region of the City as the existing Dog Park at Garden Grove Park.

An analysis of the acceptability of sports field lighting of these diamonds may be appropriate if additional use time of ballfields is critical for the City to meet the needs of the community.

The layout of a large soccer field, outside the outfield fence limits of the diamonds, should be reviewed as well.

### Jardin de los Niños Park

This neighborhood park is a 0.7 acre linear park. It has been developed as park improvements in a 26’ width dedication of the original 50’ wide street right-of-way, and occupies the entire street width in the midpoint of the full length of the park, as Keel Avenue has since become two cul-de-sac streets. Located in the extreme southeast section of the City, it serves a high density neighborhood which is exceptionally occupied by children and teenagers. It offers playgrounds, a half-court basketball area, outdoor fitness equipment, and picnic tables.

### Magnolia Park

This park is a 5.9 acre neighborhood parksite which also offers the community-level park amenity of a swimming pool. Scheduled sportsfield activities are not offered at this park, while tennis courts, racquetball courts, basketball courts, outdoor fitness equipment, children’s playground, and picnic facilities are available for public uses.

The parksite also is the location of the Magnolia Park Family Resource Center.

An analysis of opportunities to improve visibility throughout the park for improved park security should be undertaken, including lighting the racquetball court area for better security. The improvement of the paved open space area near the pool should be evaluated for its ability to better serve the public through a re-design effort.

### Morningside School Park

This is a 1 acre greenbelt adjacent to Morningside School. No recreational amenities are offered at this site.

### Pioneer Park

This is a 4 acre neighborhood parksite which offers passive recreational activities such as picnicking, children’s playground, and a more community service-level roller hockey rink. The park is directly adjacent to Earl Warren Elementary School.

### Shelley Kensington Park

This is a 0.3 acre mini-park greenbelt adjacent to Morningside School. No recreational amenities are offered other than a children's playground and (2) half-court basketball courts.

### Village Green Park w/ Courtyard Center, GEM Theatre, & Festival Amphitheatre

This 6.3 acre park is home to the Courtyard Center, the GEM Theatre and the Festival Amphitheatre. The park hosts the Garden Grove Strawberry Festival each year in May. The Courtyard Center features a large meeting center room, an Activity Room and the outside patio event area. The GEM Theatre was a 1920 Vaudeville House and became a live theatrical performance venue in 1979, with 158 theatre seats. The Festival Amphitheatre is a 540-seat open air venue, which is owned by the City but managed by an outside group. This amphitheater was the previous home of the Shakespearean Orange County Theater for more than 15 years.

### West Grove Park

This neighborhood park is a 6.6 acre park, located in the extreme west end of the City. It provides a children's playground, basketball court, (2) soccer field areas, picnic facilities and a community building.

An analysis of the efficiency of the community building, and its service-level to the community, should be undertaken as an independent study.

The greater-than-average distance from the parking lot to the children's playground should be analyzed to determine if this is an issue to those with special needs for accessibility. The City may wish to study the potential of lighting the soccer field area, if programmed demand for soccer fields becomes an issue.

The park's layout appears to be conducive to adding a walking pathway around the perimeter of the park. Additional picnic facilities, including an additional picnic shelter, could be added along the Stanford Avenue frontage.

### West Haven Park

This parksite is a 10 acre neighborhood park, located in the northeast section of the City. It now has a brand new community building which will host recreation classes and be available as a rentable facility for meeting and special events. The park now offers a new park playground, and also offers picnic facilities.

### Woodbury Park

This neighborhood park is a 3.3 acre park, but also offers a community-level swimming pool. Located in the southern central area of the City, it offers a children's playground, restrooms, a basketball court and picnic facilities. There are no parking lots which serve the public in using this park.

## D. GENERAL PARK IMPROVEMENTS

With continued outdoor exercise areas, enhanced walking and jogging activities areas, and amenities for relaxation within the parks all tied for being the top priority improvements sought by the citizens of Garden Grove, there are numerous opportunities for the existing park system to offer more extensive walkways, offering looped circulation routes within the safe confines of the parks while at the same time providing routes for younger children to refine their motor skills while riding on tricycles and scooters and participating in other park play equipment. A number of the parks with limited internal walkways can better serve the residents with the addition of sidewalks or ADA-accessible pathways in areas of the parks not currently developed with paths and sidewalks, while safe distances from active sportsfields.

As a generalized statement, most of the City's park playground equipment areas are in need of replacement or upgrades. The separation of pre-school children's play equipment from the faster-paced and more challenging activities of grade school children's playgrounds has been requested by the community as a part of the Outreach Program. Designing for the combination of separating the two age groups and meeting the current federal safety standards for safety zones within the playgrounds will result in most children's playgrounds covering an increased amount of the existing park areas. An expansion of a greater percentage of playground surfacing as CPSC-approved resilient safety surfacing is also a part of the *Master Plan* recommendations.

Federally-mandated ADA access to the City's parks and their amenities is currently only met in moderate fashion. In addition, many locations have displaced concrete paving panels which are creating accessibility barriers. With limited difficult terrain to restrict the achievement of this mandate, most of the City's parks have the potential to better serve those with physical challenges in their lives. In some cases this includes hard surface paths-of-travel from designated parking spaces to observation and activity areas, while handicap accessible picnic tables, drinking fountains, and playground surfacing can significantly improve access to several of the City's parks' areas.

Park security lighting throughout the Garden Grove park system is provided on a somewhat limited basis, and is perceived as contributing to illegal activities and loitering in the parks during park closure hours. In response to these two issues, requests to provide more extensive security lighting have been a constant priority issue during the Community Outreach Process.

Approximately half of the Community Outreach Meetings' participants and those responding to the Community Web-based Survey indicate that they are dissatisfied with the level of park maintenance throughout the City; the lack of variety in the amenities offered throughout the City's park system; the lack of exercise pathways and sidewalks around the perimeters of the parks; and the lack of acceptable levels of maintenance of sports facilities within the City's park system. They also want to have the City and GGUSD continue to work together to increase the after-school and weekend use of school grounds for public recreational purposes.

The major obstacle to a greater use of the City park system is that many residents don't know about what is being offered in both facilities and programs. This needs to be addressed in continual refinements of information easily accessible on the City's website,

social media connections, and the consideration of directional signs along major streets to direct potential users to the nearby park sites.

The majority of residents want more City funds allocated to park maintenance, as the current conditions of the parks are not acceptable to them. This must be addressed both in funding maintenance personnel, and upgrading the infrastructure within the parks to better support improved maintenance results.

The issue of the homeless element loitering in the parks and particularly in and around the restrooms is a great concern to the citizens of the Garden Grove. Increased frequencies of maintenance, more monitoring of uses of the restrooms, more security lighting, and the encouragement of more use of the parks by the general population are suggestions for improvements.

The majority of the parks system furnishings and equipment are aged and in various stages of deterioration. The infrastructure of irrigation systems and walkway / activity area pavement is in relatively poor condition, and will require substantial funds to replace these old improvements.

Contrary to the forecasted results to the community outreach process by many City staff and City leaders, the community is not looking for the acquisition of new park acreage, or the construction of numerous new park facilities. Instead, they want to City to replace old and deteriorated park improvements and then increase the level of maintenance of the park facilities so that they are in better condition moving forward.

## Parks & Recreation Services



## CHAPTER 5: PARKS & RECREATION SERVICES

- A. Introduction to Baseline Level of Services
- B. Community & Neighborhood Park Facilities
- C. Benchmark Data
- D. Baseline Services
- E. Programs & Services Asset Map
- F. Positive Attributes of City's Recreation Programs

### A. INTRODUCTION TO BASELINE LEVEL OF SERVICES

The baseline established for Garden Grove's park and recreational services is the existing park and recreational opportunities and services currently being offered to the citizens of Garden Grove during the period that the *Parks, Recreation & Facilities Master Plan* was being prepared. The Baseline level of park and recreational services are included as part of the *Parks, Recreation & Facilities Master Plan* so that the City of Garden Grove has a point of reference for future evaluations. By using a baseline level of service, and comparing it to future levels of service, the City can determine if they have increased or decreased the level of recreational services which is being provided to the citizens.

Other factors, besides the number of services and opportunities, should be considered when making comparisons with the baseline level of services. Participation rates (number of people using services) and fees for services (cost to the participant for using the services) are as important as the number of services being provided, and should be considered when evaluating changes in the levels of recreation services. With the increase in the number of households with low income levels, the analysis of fees which would be charged for new programs and services will need to be carefully analyzed.

Budgets for providing recreational facilities and programs/services can be an effective tool for comparison of the number of services and the participation rates, to evaluate changing costs for services, or how efficient the Departments are operating. For example, if in five years, the City of Garden Grove is providing 10% more recreational opportunities and the parks and recreation operating budget and fees for services have not changed during those five years, then the City may be operating its recreational programs more efficiently, or the cost to provide services has gone down. In contrast, if in five years, the City is providing less recreational programming, than either the costs for services has gone up or the Department is running less efficiently.

One of Garden Grove's recreation goals is to provide recreational services that are not duplicated in the private sector or by another agency. Rightfully so, the City does not want to compete with other groups or businesses that provide recreational services or opportunities and encourages volunteers, businesses, and private organizations to provide both recreational facilities and provide recreational services and programs within the City.

Most recently, the Community Services Department received two Award of Excellence distinctions in Economic Vitality, Marketing and Communications at the 2018 Annual California Park and Recreation Society (CPRS) Conference and Expo for its efforts toward "Imagine Garden Grove-Open Streets." This program was aimed at creating unique public spaces through innovative and fun experiences, while promoting a bike-friendly and pedestrian-friendly City. The Department was also recognized for its efforts in marketing the

third Open Streets event that was held on April 1, 2017. The City, subsequently, received the Marketing and Communications Award of Excellence.

## B. COMMUNITY & NEIGHBORHOOD PARK FACILITIES

The baseline level of park facilities that were offered in the City of Garden Grove during the period the Master Plan was being prepared were:

### Community and Neighborhood Parks & Facilities

1. Atlantis Play Center	4.0 acres
2. Buena Clinton Youth & Family Resource Center	NA
3. Bicentennial Park	0.2 acres
4. Chapman Sports Complex	11.0 acres
5. Civic Center Park	5.0 acres
6. Community Meeting Ctr. / H. Louis Lake Sr Ctr.	NA
7. Eastgate Park	4.5 acres
8. Edgar Park	6.0 acres
9. Faylane Park	2.9 acres
10. Garden Grove Park and Sports & Rec. Ctr.	36.0 acres
11. Gutosky Park	2.1 acres
12. Hare School Park	14.0 acres
13. Jardin de los Niños Park	0.7 acres
14. Magnolia Park / Family Resource Center	5.9 acres
15. Morningside School Park	1.0 acres
16. Pioneer Park	4.0 acres
17. Shelly Kensington Park	0.3 acres
18. Village Green Park	6.3 acres
19. West Grove Park	6.6 acres
20. West Haven Park	10.0 acres
21. Woodbury Park	<u>3.3 acres</u>
<b>Total City-maintained Park Acreage</b>	<b>123.8 acres</b>

Within the City of Garden Grove’s General Plan; the Chapter 9: Parks, Recreation & Open Space Element, dated December 2005, Purpose / Background Section states:

*“Recreation land can be categorized as open space for outdoor recreation, including but not limited to, areas of outstanding scenic, historical and cultural value; areas particularly suited for park and recreation purposes, including access to lakes shores, beaches, and rivers, and streams; and areas which serve as links between major recreation and open space reservations, including utility easements, banks of rivers and streams, trails, and scenic highway corridors...”*

Within the above-referenced comprehensive document, the Garden Grove Park Dedication Ordinance indicates that the City’s Municipal Code has established a goal of 2 acres of parkland per 1,000 population by 2030. Currently, the ratio is 0.7 acres per 1,000 population. In a built-out city such as the City of Garden Grove, this 2030 goal may need to be re-evaluated.

Statewide, Park Acreage Standards also have been adopted by a wide range of municipalities, to guide their long-range planning and acquisition of parklands. For informational purposes, these Acreage Standards are as follows:

Community Parks	2 acres / 1,000 people
Neighborhood Parks	<u>3 acres / 1,000 people</u>
<b>Total Acreage Standard</b>	<b>5 acres / 1,000 people</b>

### C. BENCHMARK DATA

As requested by the City for this *Parks, Recreation & Facilities Master Plan*, a comparison of the standards published by the National Recreation and Park Association (NRPA) to the services provided by the City of Garden Grove was evaluated.

2019 NRPA Agency Performance Review (aka NRPA's Metrics) is a resource of data and insights for Parks and Recreation agencies throughout the United States. It offers a collection of 23 figures highlighting critical Parks and Recreation metrics. This Data is designed to help guide Agencies as to what type of mix in facilities and programming is best for an Agency to deliver. Therefore, when using NRPA's benchmark data, it is best to identify the best practices to optimally serve a community.<sup>1</sup>

Parks and Recreation agencies are quite diverse and what works well for one agency may not be best for another agency. In the case of the City of Garden Grove, in lieu of the NRPA metrics, the Community Services Department utilizes the General Plan Chapter 9.4 Goals, Policies, and Implementation Programs as a guide and/or strategy, where this Element is organized into goals, policies, and implementation programs specifically for Garden Grove.

The following data was pulled from the NRPA Performance Report to draw some comparisons with Garden Grove's Community Services Department and the Park Maintenance and Operations Section of the Public Works Department. The benchmark data compared:

- Numbers of Parks per Population: Garden Grove does not meet the Upper, Median, or Lower quartile benchmarks.
  - NRPA standard for the size of Garden Grove: **41 parks**
  - City of Garden Grove park-system: **19 parks**
  - Net deficiency: **22 parks**
  
- Number of Park Acres per 1,000 Residents: Comparing the NRPA standard to Garden Grove's inventory of park acres under its operations and maintenance control, Garden Grove does not meet the NRPA standard ratio of parkland per 1,000 residents:
  - NRPA standard: **4.7 acres per 1,000**
  - Garden Grove's current ratio: **0.7 acres per 1,000**
  - Net deficiency: **4.0 acres per 1,000**

<sup>1</sup> <https://www.nrpa.org/publications-research/ParkMetrics/>

- The NRPA standard indicates this goal for the population of the City of Garden Grove would be:
  - A park inventory of: **831 acres**
  - Garden Grove's inventory: **124 acres**
  - Net deficiency: **707 acres**
  
- This deficiency is minimally off-set by public access to GGUSD facilities after school and during weekends and summer vacation time.
  
- Recreation Centers, Community Centers, Senior Centers, & Amphitheaters / Theaters: Garden Grove does meet NRPA's Metrics relative to these types of facilities based on the number of residents in the City.
  
- Programs and Services: The Community Services Department exceeds NRPA's Metric for the number of programs and services offered to the community.
  
- Comprehensive Operating Budget for Park Operations/Maintenance & Programs/Services:
  - City personnel assigned to work in these areas falls well below NRPA's Metric for the percentage of positions allocated to these work areas for cities of similar size
    - NRPA Standard: **142 (FTE) personnel allocation**
    - Garden Grove: **103 (FTE) personnel allocation**
    - Net deficiency: **39 (FTE) personnel allocation**
  
  - Comprehensive Per-Capital Expenditures for Park Operations/Maintenance & Programs/Services are also below the Standards.
    - NRPA's standard median quartile: **\$67.71**
    - Garden Grove is at a level of: **\$45.78**
    - Net deficiency: **\$21.93**
    - This translates into an annual expenditure difference of \$3.8 million
  
  - Annual Operating Expenses for Parks and Recreation Services was also compared.
    - NRPA's Lower Quartile: **\$36.75 Per Capita**
    - Garden Grove: **\$25.12 Per Capita**
    - Net deficiency: **\$11.63 Per Capita**
  
  - Ratio of expenditures for Park Operations/Maintenance to Recreation Programs/Services:
    - NRPA Standard: **36.5% / 63.5%**
    - Garden Grove: **30% / 70%**
    - Net Difference: **-6.5% / +6.5%**

- In a review of Revenue generated by Garden Grove’s Community Services Department per resident:
  - NRPA’s Median Revenue: **\$15.32 / resident**
  - Garden Grove Revenue: **\$17.43 / resident**
  - Net Additional Revenue: **\$2.11 / resident**
  
- Revenue as a percentage of Operating Expenditures in Garden Grove is at 38.1%; almost mid-way between NRPA’s Median and Upper Quartile standards.
  
- CIP Funding for infrastructure replacements and new improvements was also analyzed. For the past 7-year average CIP funding per year:
  - NRPA standards for a Garden Grove size city: **\$3,000,000**
  - Garden Grove: **\$ 802,000**
  - Garden Grove: **\$2,198,000**
  - NRPA standards are more than 3.5 times the City’s 7-year average

It is readily apparent that the City of Garden Grove will likely not be able to achieve the above-stated Statewide or NRPA Standards, nor reach the local Municipal Code goal by 2030. This is primarily due to a high percentage of the City of Garden Grove being developed prior to the adoption of the current acreage goal. This comparative analysis strongly suggests that existing park acreage must be developed to its ultimate potential, and the City should continue to acquire additional parkland acreage if any new development within the City occurs.

#### D. BASELINE SERVICES

The following is the baseline level of Recreation Programs & Services that were offered in the City of Garden Grove during the period the Master Plan was being prepared:

##### Programs & Services Analysis

The Community Services Department has thirty-two (32) services or programs identified in the current budget; fifteen (15) of these services have a funding source that is identified as Self-Supporting. Some sources include:

- The Arts Fund funding source is “Cultural Arts”
- Magnolia Park Family Resource Center (MPFRC) has a funding source from FaCT (Families and Communities Together)

City-wide Programs offered include activities at the following facilities:

- Buena Clinton Youth and Family Resource Center
- Community Meeting Center
- Courtyard Center
- H. Louis Lake Senior Center
- Magnolia Park Family Resource Center

- As well as at many park facilities, they offer:
  - Park Patrol
  - Special or Community Events
  - Recreation programs, which include:
    - Contract classes and activities
    - Aquatics
    - Day Camp
    - Youth Sports
    - Tiny Tot Enrichment Program

The Community Services Department also provides administrative support for the Garden Grove Community Foundation (GGCF), founded as a 501(c)(3) non-profit organization, to create an enhanced, more progressive image of Garden Grove regionally, while showcasing the community’s unique features, diversity, and economic vitality.

In addition, the Department administers contracts or licensing agreements for use of the Festival Amphitheater and GEM Theater, the soccer arena and the outdoor roller hockey rink at Pioneer Park, and the management of the Department’s adult softball league. They are actively involved with FaCT (Families and Communities Together) to implement programs and services at the Family Resource Centers and the Garden Grove Community Collaborative. Furthermore, they assist youth sports organizations in reserving city athletic fields and courts to conduct their sport leagues, as well as the processing of special event permits.

The Department, when possible, translates printed material in English, Korean, Spanish, and Vietnamese.

## E. PROGRAMS & SERVICES ASSET MAP

The Asset Map of resources on the following page has been created to highlight the Parks, Recreation & Human Services offered by the City, School District, nonprofit organizations and businesses in the area. Please note that this is a snapshot of some of the programs and services offered to Garden Grove residents but is not a comprehensive list.

### LEGEND OF ACRONYMS:

AYSO	American Youth Soccer Organization
CC	Community College
C&ED	Community & Economic Development
CS	Community Services
ESL	English as Second Language
FRC	Family Resource Centers
GGUSD	Garden Grove Unified School District
OC	Orange County
SA	Santa Ana
SAUSD	Santa Ana Unified School District

**Community  
Resources**

**Community Events**

- Strawberry Festival - Nonprofit
- TET Festival - Nonprofit
- Korean Festival – Nonprofit
- Farmer’s Market – C&ED
- Summer Movies - CS
- Halloween - CS
- Winter in the Grove - CS
- Corporate Picnic Events – Kiwanisland
- Eggscavation
- College Graduation Recept’n – City
- Stanley Ranch Museum – Hist. Soc.
- Summer Concerts - CS

**Teen Programs**

- Interscholastic Sports – GGUSD
- Teen Programs – FRCs
- OC Library programs
- Career & Technical Ed – GGUSD
- Teen Summer Volunteer Reading – OC TR Library
- Teen Homework Volunteers

**Athletic Facilities**

- Gyms – CS & GGUSD
- SB/BB fields – CS & GGUSD
- Soccer fields – CS & GGUSD
- Basketball Courts – CS & GGUSD
- Tennis Courts – CS & GGUSD
- Chapman Sports Complex – City & GGUSD
- Outdoor Arena Soccer
- Fitness Centers
- School fields

**Senior Services**

- Activities and Programs – CS
- Referrals (Legal Aid)
- Senior Transportation – CS via OC Senior Mobility Grant
- Senior Meals
- Adult Day Care – Acacia, Wesley
- Alzheimer’s OC – Nonprofit
- Garden Brook Senior Village
- Sungrove Apartments Activities
- Garden Brook Sr. Village (future)

**Afterschool Programs –**

- GGUSD
- Boys & Girls Club
- BCY&FRC

**Recreation Programs**

- Contract Classes – CS
- Swim Lessons - CS
- Adult Sports – CS, Premier Soccer League
- Youth Sports - AYSO, CS, Pop Warner, Little League, Cal South
- Day Camps – CS
- Drop in Adult Sports – CS
- Pre-school Programs - Clinton Corner Family Campus (CCFC) & CS Tiny Tots Programs, Santa Ana College
- Youth Programs OC Library
- Wesley Village
- OC Libraries in Garden Grove
- CPR, First Aide by Concorde College
- Coastline College noncredit courses
- Boys and Girls Club

**Human Services Programs**

- Buena Clinton FRC - City
- Magnolia Park FRC - City
- FRC – Mendenhall Campus (Clinton Elementary) – GGUSD & Boys & Girls Club
- Youth Mental and Behavioral Mental Health – Child Guidance Center - Private
- Interval House-Private
- Doris L. Wood Head Start - SAUSD / OC Head Start
- Parent Training – GGUSD 40 Dev. Assets
- Special Education – GGUSD
- Intensive Behavioral Intervention – GGUSD
- Concorde College – Health Care
- OC Asian Pacific Islander Alliance Association
- Skylark Preschool Program

**Parks/Open Space**

- 15 Parks – City
- 4 School Sites – Joint Use Agreement with GGUSD
- 1 Park – OC Parks
- Trails
- Community Center – CS
- Courtyard – CS
- Dog Park – CS
- Park/Picnic Shelter Rentals – CS, Kiwanisland
- Adopt-a-Park
- Adopt-a-Tree

**Area Attractions**

- Disneyland
- Knott’s Berry Farm & Soak City
- Great Wolf Lodge
- Angel Stadium
- Honda Center
- City and State Beaches

Orange County Public Libraries (3)  
Adult Education – GGUSD, SA College & Coastline CC  
ESL – GGUSD, Coastline and Santa Ana College

**Cultural Arts Programs**

- GEM Theater - OMP
- Amphitheater - LFA
- Summer Concerts - CS
- Visual and Performing Arts Curriculum – GGUSD
- OC Symphony

## F. POSITIVE ATTRIBUTES OF RECREATION PROGRAMS

The following is a summary of the positive attributes to the City's Recreation Programs found during the course of this *Master Plan*:

- Public is generally very pleased with the current Recreation Programs and Services
- Recreation Programs fill a valuable need that creates opportunities and enhances the community's quality of life
- City-wide Special Events often have co-sponsorship; are well-rounded, and bring a high level of community involvement
- Work Functions of some staff positions are evolving into managing programs, developing partnerships, and often having City staff serve as a resource rather than being the direct service providers
- The demographics of Garden Grove are a population which is aging, and other social and economic factors are creating a demand for Senior Services
- The demand for use of City park amenities, and facilities as well as the participation in leisure classes and the uses of the gymnasium have increased
- The decreases in Adult Softball, as indicated in some community input sessions, are two-fold: 1) fees are expensive and 2) the quality of the fields is decreasing
- Residents are resourceful in finding other Recreation Service Providers to meet their needs whether the service is based within the city limits or nearby



## Conclusions & Philosophies

## CHAPTER 6: CONCLUSIONS & PHILOSOPHIES

- A. Parks, Recreation & Facilities Master Plan
- B. Higher Levels of Maintenance
- C. Recommendations for Park Facilities
- D. Recreational Program Offerings

### A. PARKS, RECREATION & FACILITIES MASTER PLAN

This document is presented as a 15-year Visionary Plan, with the identification of immediate as well as long-range goals and challenges. The objective of this *Master Plan* is to provide the City with a plan which forms the framework for the future vision and operation of Parks, Recreation and Facilities, addressing the parks and recreation needs of all segments of the City's population.

Through the master planning process, detailed research has been conducted concerning the community and the role of parks and recreation. The outcome of the Community Outreach process and detailed evaluation of all parks and recreation programs has allowed the creation of priorities and statements of direction based on the research and documented facts of the Master Plan process.

The Master Plan approach has been a city-wide review and recommendations for Recreational Programs and Parks Facilities. It offers both short-term and long-term investments and actions that should be undertaken by the City. The goal is for City Staff and Policymakers to use this "tool" as a guide to decision-making actions that take the City to new levels of service for both Park Facilities and Recreation Programs. Site-specific Master Plans will be required for key individual parks to guide renovations and/or re-arrangements of amenities; which is a follow-up step after the adoption of the *Parks, Recreation & Facilities Master Plan*.

As the overwhelming request from the community is to upgrade the existing parks and facilities, rather than focus on adding new park acreage, it is critical that the planning and design process for each park include an evaluation of how to make the existing park acreage as efficient as possible to meet the maximum needs of the community without an expansion to the inventory of City-wide park acreage.

### B. HIGHER LEVELS OF MAINTENANCE

The Community Outreach Process and City staff interviews have confirmed that highly-maintained parks provide a critical image to the citizens of Garden Grove. Strong input was received requesting the adoption of an upgraded park maintenance program which will result in attaining a city-wide park system reflecting a higher level of care. The community places the priority of upgrading the park maintenance above the renovation of amenities throughout the Park system. This is particularly true for active sportsfield areas.

A second benefit to this community request may well serve as encouragement to potential new businesses the City is eager to entice to locate within the City. Impacts from the public parks image can include the following:

- Citizens may respond with improvement to their private property maintenance and appearance.
- New businesses will generate new revenue for the City; and all businesses may respond with improved property management.

It is the general conclusion that the physical conditions of the parks' athletic fields and general picnic / passive recreation areas directly reflect the park maintenance program conducted within the City's park system for the past several years. Observations, research, and staff interviews have led to the following conclusions:

- According to City staff interviews, park maintenance standards could not be adhered to because of insufficient budget allocations. For this reason, maintenance practices are well below the regional standards for Best Management Practices for public park areas.
- No adopted Garden Grove Park Maintenance Standards were found in order to determine whether current practices meet the approved local standards.
- City budget documents were reviewed and found that the City crews for park maintenance have been at a static number of 18 employees for the past 7 years. It is also concluded that, in this same time period, there appears to be no approved budget allocations for the replacement of any of the parks' irrigation systems; one of the key causes for the low maintenance conditions observed throughout the parks' system. This indicates that enough funds have not been allocated to meet acceptable park maintenance standards.
- As this *Master Plan* does not attempt to address the details of regional Best Management Practices for Public Parks, it is recommended that the City retain a Consultant to conduct a more thorough analysis of the current grounds maintenance practices and develop recommendations for the most efficient way to increase these practices to more closely achieve the acceptable regional maintenance standards. This suggestion is made in order to reduce the City's exposure to litigation that could arise out of sub-standard care of the public parks.
- A commitment of significant Capital Improvement Funds, especially as it relates to the replacement of antiquated irrigation systems with new state-of-the art water efficient irrigation systems, is needed. As indicated in the park-specific *Chapter 8: Park Renovations and Estimates* section of this Master Plan, the irrigation system upgrades are only one Capital Improvement that is needed. Unfortunately, just increasing the park maintenance operational budget will not have the positive impact that one would expect. Therefore, a combination of increased park maintenance operational budget and the CIP will have a significant impact.

## C. RECOMMENDATIONS FOR PARK FACILITIES

### Park Improvements

The highest spending priorities for parks and facilities all fall into the category of improving existing facilities, as was the overwhelming request from the Community Outreach process. This includes the following specific park improvements:

- Enhanced maintenance for all existing parks with athletic fields
- Enhanced maintenance for all existing parks without athletic fields
- Renovation of existing parks play equipment and resilient play surfacing
- Replacement of Irrigation Systems throughout the parks system (an indirect request from the public, as their high priority to improve the play turf throughout the City's parks system)
- The development of more walking sidewalks/trails within the park sites themselves

As the City proceeds with the renovation of individual parks which make up the Garden Grove Park System, general park improvements which will need to be incorporated into each project will include:

- Entirely new irrigation systems
- Renovation of all park turf
- Replacement of children's play equipment (and the corresponding resilient play surfacing) which offers a wider diversity in play opportunities, increased safety for users of the equipment, and overall look of the playgrounds
- Replacement of damaged walkway surfaces and the addition of ADA accessible pathways where none exist
- The addition of walking trails/pathways around the perimeter of numerous parks
- Add new park trees to create age diversity within the park systems' urban forest

As a general recommendation, those parks which serve the greatest number of community residents be placed on higher priority, while those neighborhood parks which serve a much smaller number of residents be placed on a lower priority.

As indicated in *Chapter 8: Park Renovations & Estimates*, virtually every park with children's playgrounds has line items such as Remove & Replace Play Equipment, and Remove & Replace Resilient Play Surfacing. As this document is a 15-year planning document; as an example, the replacement of play surfacing is projected to be necessary for all playgrounds in this time period. Similarly, all play equipment will need to be replaced in the next 15 years. For those parks which have more recently had these amenities replaced, the budgeting for the next cycle of replacements for these parks should be at a lower priority than for those parks which have not had recent renovations of the playgrounds and surfacing. The prioritization of which parks and their amenities should be accomplished as high priority through to low priority can't be accomplished until City leadership determines if the renovation work is going to be focused on accomplishing all necessary renovation work for each park on a park-by-park basis, or if several parks needing the same trades of contractors' work will be budgeted for work at the same time, to encourage some cost-saving opportunities offered through higher volume materials and labor. Then with that policy established, Public Works and Community Services staff will need to assign the priority ranking of projected replacement work being sensitive to whether particular upgrades have been accomplished most recently at a given parksite.

The community is requesting a greater variety of playground designs and features; that these park amenities are nearly all alike throughout the City's park system. This document's projected budget numbers for playgrounds, as an example, are based on the square footage of each playground, using costs for state-of-the-art playgrounds most recently installed in other local municipalities, and not a cost to replace the same equipment in any given park. So these replacement costs are generally for upgraded replacement efforts.

Finally, to support the expansion of recreational programs and community services, all parks proposed to go through a Site-Specific Plan process should include exploring opportunities to incorporate interior multi-purpose community room space wherever possible. As this *Master Plan* did not include the analysis of interior recreation facilities, the expansion of programs and services will be dependent on achieving more efficient use of existing interior facilities, or the expansion of those appropriate to an expansion opportunity.

For more in-depth discussions on improvements to the parks system, see the *Chapter 8: Park Renovations & Estimates* section of this Master Plan document.

In addition to specific amenities upgrades to various parks, the community desires to participate in park-specific Site Plans for several parks which should undergo significant site renovation.

### **Park Facilities Infrastructure**

Upgrade park infrastructure (i.e. Irrigation Systems, Drainage Improvements) that will contribute to supporting the extensive use which the parks currently receive.

### **ADA Accessible Furnishings**

Upgrade park furnishings to provide ADA accessibility for citizens who are physically challenged as they use the parks for various activities. Generally, the public parks system provides a significantly sub-standard level of compliance with the federally-mandated ADA Accessibility Standards; which translates to very limited access to recreational activities for community members with special physical challenges.

### **Park Security Lighting**

With the overwhelming requests for safer park environments, including the concern in the frequency of encounters with illegal activities and loitering in the parks, each park needs to have an analysis of the current level of illumination within the park, particularly around recreational amenities which create natural hiding areas due to architectural walls and other visual obstructions.

## **D. RECREATIONAL PROGRAM OFFERINGS**

The community generally supports the variety of Recreational Programs and Community Services which the City currently offers. As a general condition, any proposed expansion of programs and services must first confirm that existing facilities can accommodate additional programs or services. Unless additional indoor space is achieved, either by re-organization of existing interior space, or the expansion of indoor facilities, additional programs will likely not be possible.

## Action Plan

## CHAPTER 7: ACTION PLAN

- A. Parks & Facilities Recommendations
- B. Recreation Program Recommendations
- C. Fiscal Analysis Recommendations
- D. General Issues for Master Plan

The following is a recommended course of action as a result of the extensive research and evaluation of the City of Garden Grove's parks, facilities and programs:

### A. PARKS & FACILITIES RECOMMENDATIONS

1. Appropriate CIP funds for beginning the renovation of the existing City parks.
2. Appropriate additional funds for an increased level of maintenance of all City parks.
3. Develop a strategy for increased surveillance of public restrooms, increased hours of availability for the general public, and a program to increase the comfort level of the public in feeling safe while family members are using the public restrooms.
4. Determine if upgraded parks' renovations are going to be undertaken on a site-by-site basis, or accomplished at multiple park sites based on the same type of improvement work (i.e. Irrigation Systems' replacements, playgrounds and safety surfacing replacements).
5. Prepare a new Park Maintenance Standards document for City crews to follow to achieve an upgraded level of parks maintenance throughout the City park system. Hand-in hand with these standards must be the appropriation of additional park maintenance funds.
6. Once the Park Maintenance Standards are adopted, Public Works management staff should include increased proactive management practices to maximize compliance with all adopted maintenance standards.
7. Authorize the procurement of professional park design services to begin the Site-Specific Planning, and determine the level of community outreach, for the upgrades of children's playgrounds and other upgrades to facilities as appropriate to each park. This needs to include the design of entirely new irrigation systems for nearly every park in the system. In this process, the community is requesting that park amenities replacements offer a wider variety of features and play equipment activities.
8. Develop both a Policy Statement and a Park Lighting Standard for the City-wide parks system. The timely development of this policy and lighting standards will serve the preparation of CIP Park Improvement project budgets' well, as the

appropriate level of park security lighting may then be applied to specific park improvement projects as they reach a high priority and implementation level.

9. Improve the safety and enjoyment of children's play activities through the renovation of all park play equipment areas within the City's park system. These renovations should include providing separate play apparatus for 2-5 year old tots and 5-12 year old children where possible; the inclusion of resilient play surfacing within all fall zone areas of the equipment, and adequate seating for adults providing supervision to the respective playground areas. Again, the community is requesting a wider variety of play equipment themes and activities.
10. Develop a multi-year CIP Budget to incorporate all park renovation items identified within this *Master Plan* Document's *Chapter 8: Park Renovation & Estimates* section.
11. Develop a City approach to encourage the School District to allow more public use of GGUSD outdoor facilities. Key to this incentive could be City participation in financial support of such things as grounds maintenance, litter debris removal on weekends, and shared costs for additional security fencing to cordon off the school buildings during after school and weekend public use of outdoor school grounds.

## B. RECREATION PROGRAM RECOMMENDATIONS

1. Enhance programs encouraging Senior Outdoor Activities (hiking, walking, biking, swimming, environmental programs).
2. Expand Teen programs to include participation in a diversity of programs (as volunteers in various programs, coed sports activities, community functions).
3. Expand programs for classes for children under 2 years of age, such as:
  - a. Music and movement
  - b. Tumbling and other physical movement classes
  - c. Reading / Story Time programs
4. Expand dance class instruction to include multiple instructors for more community members' choices in instructors.
5. Refine the use of Contract Recreation Program Instructors; to include:
  - a. Develop effective methods to recruit, train, and evaluate Contract Recreation Program Instructors
  - b. Maintaining flexibility to always meet current recreation program needs
  - c. Adjust growth of Contract Classes to meet available space
  - d. Host Orientation and Networking Workshops for all Instructors



6. Enhance Marketing opportunities for Recreation Programs, Services, and Special Events.
  - a. Explore networking opportunities to share Recreation Program information with nearby agencies
  - b. Continue to develop programs for Social Media tools to publicize and also utilize them to seek input from the public
    - i. Facebook
    - ii. Twitter
    - iii. You Tube
    - iv. Pinterest
    - v. Online event marketing services (ie. Zvents)

## C. FISCAL ANALYSIS RECOMMENDATIONS

1. Sponsorships for recreation programs would be another way to generate funds to offset fees charged to participants.
2. Most of the grants that Garden Grove has previously secured have been for “brick-and-mortar” projects (except for funds acquire to operate the Magnolia Park Family Resource Center). The demographics of the City make it highly competitive for grants. The City should aggressively apply for both program grants as well as brick-and-mortar grants. It is recommended that the City of Garden Grove retain a Grants Consultant who can assist the City in not only securing grants, but also performing all of the paper work associated with grants. A driving incentive to retain a Grants Consultant is their enhanced ability to successfully win grants for their clients. One significant reason for their successes hinges on the relationships Grant Coordinators have developed with Granting Agency Staff. This person would most likely pay for themselves if they were able to help the City acquire two or three grants to provide additional programs and park improvements.

## D. GENERAL ISSUES FOR MASTER PLAN

### Improvements Identified in the Projected Cost Estimates Section

1. A detailed list of upgrades and added amenities is listed park-by-park. The City will need to prioritize the accomplishment of park facility improvements, as the collective costs are very significant. It is critical that infrastructure improvements generally be installed prior to spending budgeted monies on surface amenities that become installed above the underground infrastructure.
2. Project-specific Improvement Plans & Specifications will be required for most recommended improvements to assure that the City receives both quality materials and workmanship from the work of the awarded Contractor. **It is important to note that the fees for Professional Design Consultant services have not been included in the Projected Cost Estimates Section.**

## Park Renovations & Cost Estimates

## CHAPTER 8: PARK RENOVATIONS & COST ESTIMATES

- A. Introduction
- B. Renovations & Cost Estimates
- C. Park Conceptual Plan Overlay

### A. INTRODUCTION

The following parks and recreation facilities are identified as in need of improvements, with projected renovation costs estimated in 2019 cost values:

**Table 8.1 Facility Condition Assessment Costs**

Park / Facility	General Improvements	ADA Improvements	Total Improvements
Atlantis Play Center	\$1,668,700	\$383,700	\$2,052,400
Buena Clinton Youth & Family Resource Center*	TBD *	TBD *	TBD *
Bicentennial Park (Spirit of 76)	\$30,900	\$5,000	\$35,900
Chapman Sports Complex**	\$5,627,200	\$8,900	\$5,636,100
Civic Center Park***	(COSTS PER SEPARATE STUDY) ***		
Community Meeting Center / H. Louis Lake Senior Center*	TBD *	TBD *	TBD *
Eastgate Park	\$1,456,500	\$184,600	\$1,641,100
Edgar Park	\$2,107,300	\$76,100	\$2,183,400
Faylane Park	\$1,189,800	\$159,900	\$1,349,700
Garden Grove Park and Sports & Recreation Center**	\$5,831,900	\$215,500	\$6,047,400
Gutosky Park	\$416,300	\$58,300	\$474,600
Hare School Park**	\$2,488,300	\$125,500	\$2,613,800
Jardin de los Niños Park	\$404,800	\$134,000	\$538,800
Magnolia Park / Family Resource Center*	\$3,318,800	\$19,900	\$3,339,300
Morningside School Park	\$28,300	\$0	\$28,300
Pioneer Park	\$1,571,400	\$45,700	\$1,617,100
Shelley Kensington Park	\$134,000	\$36,900	\$170,900
Village Green Park / Courtyard Center / Festival Amphitheater / GEM Theater * / **	\$1,006,900	\$41,200	\$1,048,100
West Grove Park	\$1,422,200	\$123,700	\$1,545,900
West Haven Park**	\$1,306,800	\$343,800	\$1,650,600
Woodbury Park	\$873,500	\$91,300	\$964,800
<b>TOTAL</b>	<b>\$30,883,600</b>	<b>\$2,054,000</b>	<b>\$32,938,200</b>

\* No costs for building renovations are included in these estimated costs

\*\* No costs for parking lot surfacing renovation are included in these estimated costs

\*\*\* Cost estimates are not included in this Master Plan but rather as a separate study

### B. RENOVATIONS & COST ESTIMATES

An aerial image and detailed breakdown of improvements by parksite is listed in the pages that follow.

**City of Garden Grove**  
**Parks, Recreation & Facilities Master Plan**  
Park Renovation with Projected Cost Estimates

**1. ATLANTIS PLAY CENTER**

ITEM NO #	IMPROVEMENTS NEEDED	QUANTITY		UNIT	UNIT PRICE	TOTAL	
		PARK	ADA			PARK	ADA
1	Concrete Removal & Replacement	16,000	1,430	SF	\$ 11.00	\$176,000	\$15,730
2	Preparation and Paint Pipe Railings	1,475		SF	\$ 6.50	\$9,588	\$0
3	Remove and Replace Play Equipment	1		LS	\$ 540,290.00	\$540,290	\$0
4	Remove & Replace Resilient Play Surfacing		14,200	SF	\$ 18.00	\$0	\$255,600
5	Remove & Replace Play Sand	10,200		SF	\$ 18.00	\$183,600	\$0
6	Repair Built-in Benches	10		LS	\$ 2,000.00	\$20,000	\$0
7	Remove & Replace Benches	27		EA	\$ 1,800.00	\$48,600	\$0
8	Remove & Replace Picnic Tables	21	7	EA	\$ 1,200.00	\$25,200	\$8,400
9	Remove & Replace Trash Receptacles	21		EA	\$ 800.00	\$16,800	\$0
10	Remove & Replace Drinking Fountain		5	EA	\$ 8,000.00	\$0	\$40,000
11	Replace Irrigation Systems	127,600		SF	\$ 1.50	\$191,400	\$0
12	Renovate Turf	85,300		SF	\$ 1.25	\$106,625	\$0
13	Renovate Shrub Beds	42,300		SF	\$ 1.50	\$63,450	\$0
14	Add New Park Trees	30		EA	\$ 300.00	\$9,000	\$0
<b>SUB TOTAL</b>						<b>\$1,390,553</b>	<b>\$319,730</b>
<b>20% CONTINGENCY</b>						<b>\$278,111</b>	<b>\$63,946</b>
<b>TOTAL</b>						<b>\$1,668,663</b>	<b>\$383,676</b>
<b>GRAND TOTAL</b>						<b>\$2,052,339</b>	





# ① Atlantis Play Center



**City of Garden Grove**  
**Parks, Recreation & Facilities Master Plan**  
Park Renovation with Projected Cost Estimates

**2. BUENA CLINTON YOUTH & FAMILY RESOURCE CENTER \***

*\* No costs for building renovations are included in these cost estimates as architectural evaluations were not a part of the scope of this Master Plan.*

② Buena Clinton Youth & Family Center

GARDEN GROVE | Parks, Recreation & Facilities Master Plan



**City of Garden Grove**  
**Parks, Recreation & Facilities Master Plan**  
Park Renovation with Projected Cost Estimates

**3. BICENTENNIAL PARK (SPIRIT OF '76)**

ITEM NO #	IMPROVEMENTS NEEDED	QUANTITY		UNIT	UNIT PRICE	TOTAL	
		PARK	ADA			PARK	ADA
1	Repair DG Pathway		925	SF	\$ 4.50	\$0	\$4,163
2	Remove & Replace Trash Receptacles	1		EA	\$ 800.00	\$800	\$0
3	Remove & Replace Benches	3		EA	\$ 1,800.00	\$5,400	\$0
4	Renovate Dry Stream	1		LS	\$ 10,000.00	\$10,000	\$0
5	Replace Dead & Unhealthy Plants	6,360		EA	\$ 1.50	\$9,540	\$0
<b>SUB TOTAL</b>						\$25,740	\$4,163
<b>20% CONTIGENCY</b>						\$5,148	\$833
<b>TOTAL</b>						<b>\$30,888</b>	<b>\$4,995</b>
<b>GRAND TOTAL</b>						<b>\$35,883</b>	



### ③ Bicentennial Park (Spirit of 76)

GARDEN GROVE | Parks, Recreation & Facilities Master Plan



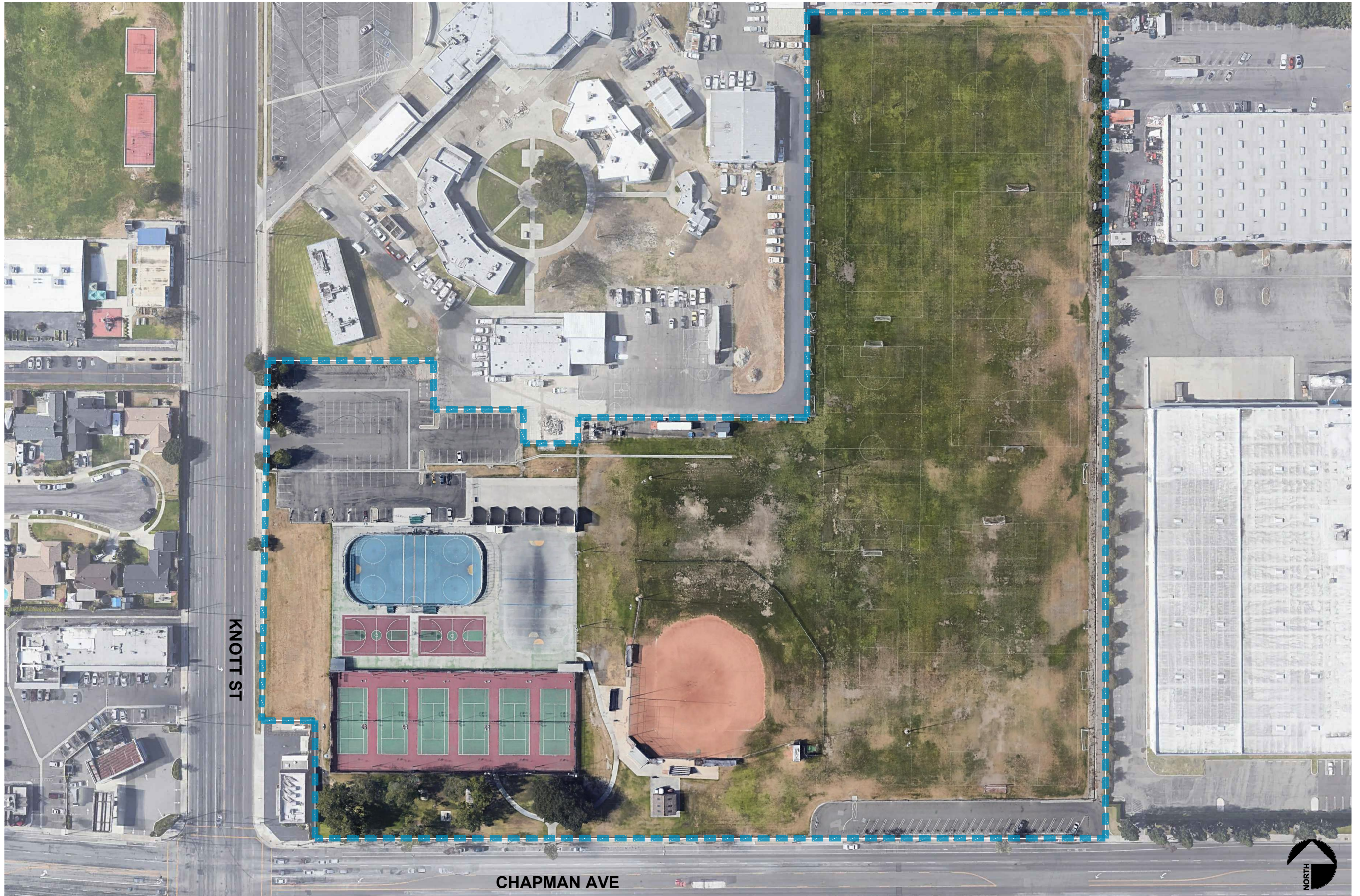
**City of Garden Grove**  
**Parks, Recreation & Facilities Master Plan**  
Park Renovation with Projected Cost Estimates

**4. CHAPMAN SPORTS COMPLEX \*\***

ITEM NO #	IMPROVEMENTS NEEDED	QUANTITY		UNIT	UNIT PRICE	TOTAL	
		PARK	ADA			PARK	ADA
1	Add ADA Walkway to Picnic Table		750	SF	\$ 7.00	\$0	\$5,250
2	Add ADA Walkway from Prkg Lot to Ballfield		3,500	SF	\$ 7.00	\$0	\$24,500
3	Add ADA Walkway to Ballfield Dugouts/Perimeter		156	SF	\$ 7.00	\$0	\$1,092
4	Add ADA Access Ramp to Concession Stand		1	LS	\$ 5,000.00	\$0	\$5,000
5	Concrete Removal & Replacement	14,100		SF	\$ 11.00	\$155,100	\$0
6	Remove & Replace Benches	4		EA	\$ 1,800.00	\$7,200	\$0
7	Remove & Replace Picnic Tables	9	3	EA	\$ 1,200.00	\$10,800	\$3,600
8	Remove & Replace Perimeter 6' Chain Link Fencing	3,410		LF	\$ 70.00	\$238,700	\$0
9	Remove & Replace Trash Receptacles	4		EA	\$ 800.00	\$3,200	\$0
<b>BASEBALL FIELD (1) SOCCER FIELDS (4)</b>							
10	Remove & Replace Bleachers (4 tier)	2		EA	\$ 10,000.00	\$20,000	\$0
11	Remove & Replace Brickdust	22,425		SF	\$ 1.50	\$33,638	\$0
12	Remove & Replace Dugout Benches	8		EA	\$ 1,000.00	\$8,000	\$0
13	Remove & Replace Dugout Shadescreens (4)	1,968		SF	\$ 2.00	\$3,936	\$0
14	Remove & Replace Storage Containers	3		EA	\$ 10,000.00	\$30,000	\$0
15	Replace Portable Soccer Goals	21		EA	\$ 3,000.00	\$63,000	\$0
16	Remove & Replace Baseball Wing Fencing	450		LF	\$ 70.00	\$31,500	\$0
17	Remove & Replace Baseball Backstop	1		EA	\$ 20,000.00	\$20,000	\$0
18	Add ADA Signage in Assembly / Dugout Areas		1	LS	\$ 300.00	\$0	\$300
<b>TENNIS COURTS (6)</b>							
19	Resurface Courts	34,360		SF	\$ 1.50	\$51,540	\$0
20	Remove & Replace Tennis Court 10' Chain Link Fence	960		LF	\$ 120.00	\$115,200	\$0
21	Remove & Replace Tennis Court 10' Windscreen	960		SF	\$ 2.00	\$1,920	\$0
<b>BASKETBALL COURTS (2)</b>							
22	Resurface Courts	7,513		SF	\$ 1.50	\$11,270	\$0
23	Install Basketball Backstop & Pole	1		EA	\$ 6,000.00	\$6,000	\$0
<b>ROLLER HOCKEY ARENA</b>							
24	Remove & Replace Plywood Panels (445 LF)	1		LS	\$ 5,000.00	\$5,000	\$0
25	Paint Plywood Panels	1		LS	\$ 4,000.00	\$4,000	\$0
26	Remove & Replace Bleachers (5 tier)	3		EA	\$ 12,000.00	\$36,000	\$0
27	Remove & Replace Players Benches	4		EA	\$ 1,000.00	\$4,000	\$0
28	Resurface Rink	12,564		SF	\$ 1.50	\$18,846	\$0
29	Repair Dedication Monument	1		LS	\$ 1,500.00	\$1,500	\$0
<b>ROLLER HOCKEY SLAB AREA</b>							
30	Resurface Rink	12,321		SF	\$ 1.50	\$18,482	\$0
<b>RAQUETBALL COURTS (6)</b>							
31	Resurface Courts	25,835		SF	\$ 1.50	\$38,753	\$0
32	Remove & Replace Storage Containers	3		EA	\$ 10,000.00	\$30,000	\$0
<b>PARKING LOTS (2)</b>							
33	Renovate Paving Surfacing-Chapman Ave	14,500		SF	TBD	TBD	\$0
34	Renovate Paving Surfacing-Knott Ave (Add 5 HC Spaces)		42,850	SF	TBD	\$0	TBD
<b>LIGHTING</b>							
35	Remove & Replace Ballfield/Soccer Fields	7		EA	\$ 292,600.00	\$2,048,200	\$0
36	Remove & Replace Handball Courts (2 fixture)	3		EA	\$ 100,000.00	\$300,000	\$0
37	Remove & Replace Roller Hockey Arena (3 fixture)	2		EA	\$ 160,000.00	\$320,000	\$0
38	Remove & Replace Tennis Courts	8		EA	\$ 70,000.00	\$560,000	\$0
39	Remove & Replace Concrete Court (3 Fixture)	1		EA	\$ 70,000.00	\$70,000	\$0
<b>GENERAL LANDSCAPE IMPROVEMENTS</b>							
40	Replace Irrigation Systems	493,600		SF	\$ 1.50	\$740,400	\$0
41	Renovate Turf	489,500		SF	\$ 1.25	\$611,875	\$0
42	Renovate Shrub Beds	4,100		SF	\$ 1.50	\$6,150	\$0
43	Add new Park Trees	10		EA	\$ 300.00	\$3,000	\$0
<b>SUB TOTAL</b>						\$5,627,208	\$8,900
<b>20% CONTINGENCY</b>						\$1,125,442	\$1,780
<b>TOTAL</b>						\$5,627,208	\$8,900
<b>GRAND TOTAL</b>						<b>\$5,636,108</b>	

\*\* No costs for parking lot surfacing renovation are included in these estimated costs.





## ④ Chapman Sports Complex

GARDEN GROVE | Parks, Recreation & Facilities Master Plan



**City of Garden Grove**  
**Parks, Recreation & Facilities Master Plan**  
Park Renovation with Projected Cost Estimates

**5. CIVIC CENTER PARK \*\***

*\*\* Cost estimates are not included in this Master Plan but rather as a separate study.*





## ⑤ Civic Center Park

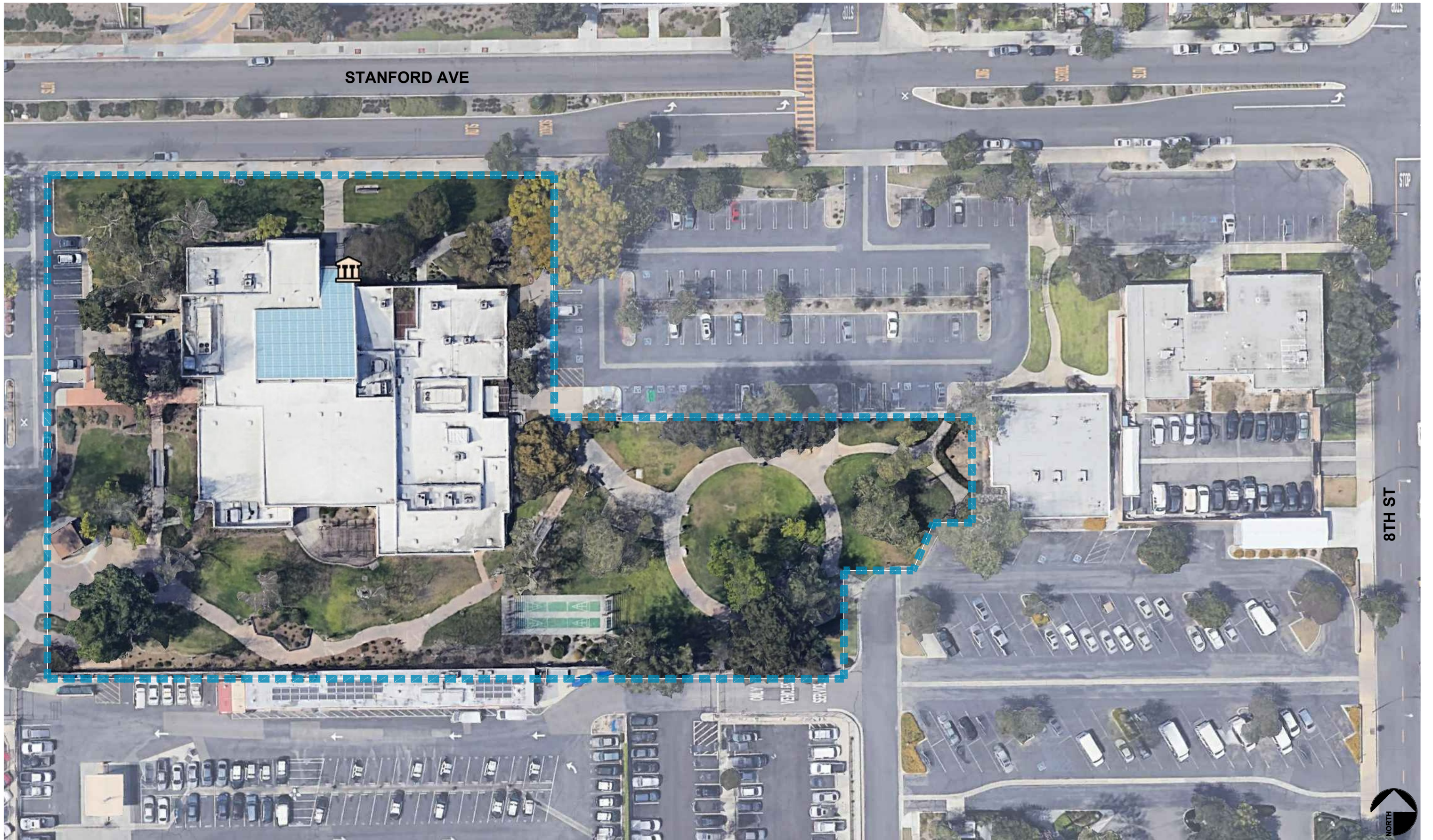


**City of Garden Grove**  
**Parks, Recreation & Facilities Master Plan**  
Park Renovation with Projected Cost Estimates

**6. COMMUNITY MEETING CENTER / H. LOUIS LAKE SR. CENTER \*\***

*\*\* Cost estimates are not included in this Master Plan but rather as a separate study.*





⑥ Community Meeting Center / Louis Lake Sr. Center



**City of Garden Grove**  
**Parks, Recreation & Facilities Master Plan**  
Park Renovation with Projected Cost Estimates

**7. EASTGATE PARK**

ITEM NO #	IMPROVEMENTS NEEDED	QUANTITY		UNIT	UNIT PRICE	TOTAL	
		PARK	ADA			PARK	ADA
1	Concrete Removal & Replacement	7,580	5,120	SF	\$ 11.00	\$83,380	\$56,320
2	Remove & Replace Benches	3		EA	\$ 1,500.00	\$4,500	\$0
3	Remove & Replace Picnic Tables	8	2	EA	\$ 1,200.00	\$9,600	\$2,400
4	Remove & Replace BBQ's	2		EA	\$ 800.00	\$1,600	\$0
5	Remove & Replace Trash Receptacles	20		EA	\$ 800.00	\$16,000	\$0
6	Remove & Replace Outdoor Fitness Equipment	8		EA	\$ 7,000.00	\$56,000	\$0
7	Remove & Replace Drinking Fountains		2	EA	\$ 8,000.00	\$0	\$16,000
8	Remove & Replace Metal Bleachers at Pool	1		LS	\$ 10,000.00	\$10,000	\$0
9	Remove & Replace 2-5 Play Equipment	1		LS	\$ 265,080.00	\$265,080	\$0
10	Remove & Replace Swings	1		LS	\$ 5,000.00	\$5,000	\$0
11	Remove & Replace Resilient Play Surfacing		4,396	SF	\$ 18.00	\$0	\$79,128
12	Prepare & Paint Picnic Shelter	1		LS	\$ 8,000.00	\$8,000	\$0
13	Prepare & Paint Tubular Fencing Around Pool	1		LS	\$ 3,000.00	\$3,000	\$0
14	Renovate Perimeter DG Pathway	6,500		SF	\$ 4.50	\$29,250	\$0
15	Renovate DG Surfacing Under Fitness Equipment	1,206		SF	\$ 4.50	\$5,427	\$0
16	Remove & Replace Security Lights	7		EA	\$ 5,500.00	\$38,500	\$0
17	Remove & Replace Tall Area Lights (6 fixture)	1		EA	\$ 120,000.00	\$120,000	\$0
18	Remove & Replace Basketball Courts Lights (6 fixture)	2		EA	\$ 70,000.00	\$140,000	\$0
19	Replace Irrigation Systems	150,950		SF	\$ 1.50	\$226,425	\$0
20	Renovate Turf	149,700		SF	\$ 1.25	\$187,125	\$0
21	Renovate Shrub Beds	1,250		SF	\$ 1.50	\$1,875	\$0
22	Add new Park Trees	10		EA	\$ 300.00	\$3,000	\$0
<b>SUB TOTAL</b>						\$1,213,762	\$153,848
<b>20% CONTINGENCY</b>						\$242,752	\$30,770
<b>TOTAL</b>						<b>\$1,456,514</b>	<b>\$184,618</b>
<b>GRAND TOTAL</b>						<b>\$1,641,132</b>	





# ⑦ Eastgate Park



**City of Garden Grove**  
**Parks, Recreation & Facilities Master Plan**  
Park Renovation with Projected Cost Estimates

**8. EDGAR PARK \*\***

ITEM NO #	IMPROVEMENTS NEEDED	QUANTITY		UNIT	UNIT PRICE	TOTAL	
		PARK	ADA			PARK	ADA
1	Concrete Removal & Replacement	3,312	300	SF	\$ 11.00	\$36,432	\$3,300
2	Remove & Replace Benches	2		EA	\$ 1,200.00	\$2,400	\$0
3	Remove & Replace Picnic Tables	8		EA	\$ 1,200.00	\$9,600	\$0
4	Remove & Replace Trash Receptacles	9		EA	\$ 800.00	\$7,200	\$0
5	Remove & Replace Drinking Fountain		1	EA	\$ 8,000.00	\$0	\$8,000
6	Remove & Replace 5-12 Play Equipment	1		LS	\$ 174,630.00	\$174,630	\$0
7	Remove & Replace Swings (4)	1		LS	\$ 8,000.00	\$8,000	\$0
8	Remove & Replace Resilient Play Surfacing		2,895	SF	\$ 18.00	\$0	\$52,110
9	Prepare & Paint Picnic Shelter	1		LS	\$ 6,000.00	\$6,000	\$0
10	Replace Portable Soccer Goals	2		LS	\$ 3,000.00	\$6,000	\$0
11	Replace Chainlink Fabric on Backstop	720		SF	\$ 40.00	\$28,800	\$0
12	Resurface Raquetball Courts (2)	1,861		SF	\$ 1.50	\$2,792	\$0
13	Remove & Replace Horseshoe Backboards	8		EA	\$ 600.00	\$4,800	\$0
14	Remove & Replace Horseshoe Pits DG Surfacing	736		SF	\$ 6.00	\$4,416	\$0
15	Remove & Replace Tall Area Lights (4 fixture)	3		EA	\$ 70,000.00	\$210,000	\$0
16	Restripe Parking Lot for +1 HC Space	1		LS	TBD	TBD	\$0
17	Replace Irrigation Systems	454,035		SF	\$ 1.50	\$681,053	\$0
18	Renovate Turf	452,460		SF	\$ 1.25	\$565,575	\$0
19	Renovate Shrub Beds	1,575		SF	\$ 1.50	\$2,363	\$0
20	Add new Park Trees	20		EA	\$ 300.00	\$6,000	\$0
<b>SUB TOTAL</b>						\$1,756,060	\$63,410
<b>20% CONTINGENCY</b>						\$351,212	\$12,682
<b>TOTAL</b>						<b>\$2,107,271</b>	<b>\$76,092</b>
<b>GRAND TOTAL</b>						<b>\$2,183,363</b>	

\*\* No costs for parking lot surfacing renovation are included in these estimated costs.





# 8 Edgar Park



**City of Garden Grove**  
**Parks, Recreation & Facilities Master Plan**  
Park Renovation with Projected Cost Estimates

**9. FAYLANE PARK**

ITEM NO #	IMPROVEMENTS NEEDED	QUANTITY		UNIT	UNIT PRICE	TOTAL	
		PARK	ADA			PARK	ADA
1	Concrete Removal & Replacement	1,420	100	SF	\$ 11.00	\$15,620	\$1,100
2	Add ADA Walkway to ADA Picnic Table		120	SF	\$ 7.00	\$0	\$840
3	Remove & Replace Benches	7		EA	\$ 1,800.00	\$12,600	\$0
4	Remove & Replace Picnic Tables	6		EA	\$ 1,200.00	\$7,200	\$0
5	Remove & Replace Trash Receptacles	6		EA	\$ 800.00	\$4,800	\$0
6	Remove & Replace Drinking Fountain		6	EA	\$ 8,000.00	\$0	\$48,000
7	Remove & Replace Bike Rack	1		EA	\$ 800.00	\$800	\$0
8	Remove & Replace Play Equipment	1		LS	\$ 279,100.00	\$279,100	\$0
9	Remove & Replace Swings (2)	1		LS	\$ 5,000.00	\$5,000	\$0
10	Remove & Replace Resilient Play Surfacing		4,628	SF	\$ 18.00	\$0	\$83,304
11	Paint Metal Bollards (11)	1		LS	\$ 2,000.00	\$2,000	\$0
12	Resurface Basketball Half-Court	926		SF	\$ 1.50	\$1,389	\$0
13	Resurface Game Court	630		SF	\$ 1.50	\$945	\$0
14	Remove & Replace Horseshoe Backboards	4		EA	\$ 600.00	\$2,400	\$0
15	Remove & Replace Horseshoe Pits DG Surfacing	368		SF	\$ 7.00	\$2,576	\$0
16	Prepare & Repaint Picnic Shelter	1		LS	\$ 6,000.00	\$6,000	\$0
17	Remove & Replace Walkway Lights	9		EA	\$ 5,500.00	\$49,500	\$0
18	Remove & Replace Tall Area Lights (1 fixture)	5		EA	\$ 70,000.00	\$350,000	\$0
19	Replace Irrigation Systems	95,450		LS	\$ 1.50	\$143,175	\$0
20	Renovate Turf	84,450		SF	\$ 1.25	\$105,563	\$0
21	Renovate Shrub Beds	1,100		SF	\$ 1.50	\$1,650	\$0
22	Add New Park Trees	4		EA	\$ 300.00	\$1,200	\$0
<b>SUB TOTAL</b>						<b>\$991,518</b>	<b>\$133,244</b>
<b>20% CONTINGENCY</b>						<b>\$198,304</b>	<b>\$26,649</b>
<b>TOTAL</b>						<b>\$1,189,821</b>	<b>\$159,893</b>
<b>GRAND TOTAL</b>						<b>\$1,349,714</b>	





⑨ Faylane Park



**City of Garden Grove**  
**Parks, Recreation & Facilities Master Plan**  
Park Renovation with Projected Cost Estimates

**10. GARDEN GROVE PARK / SPORTS & RECREATION CENTER**

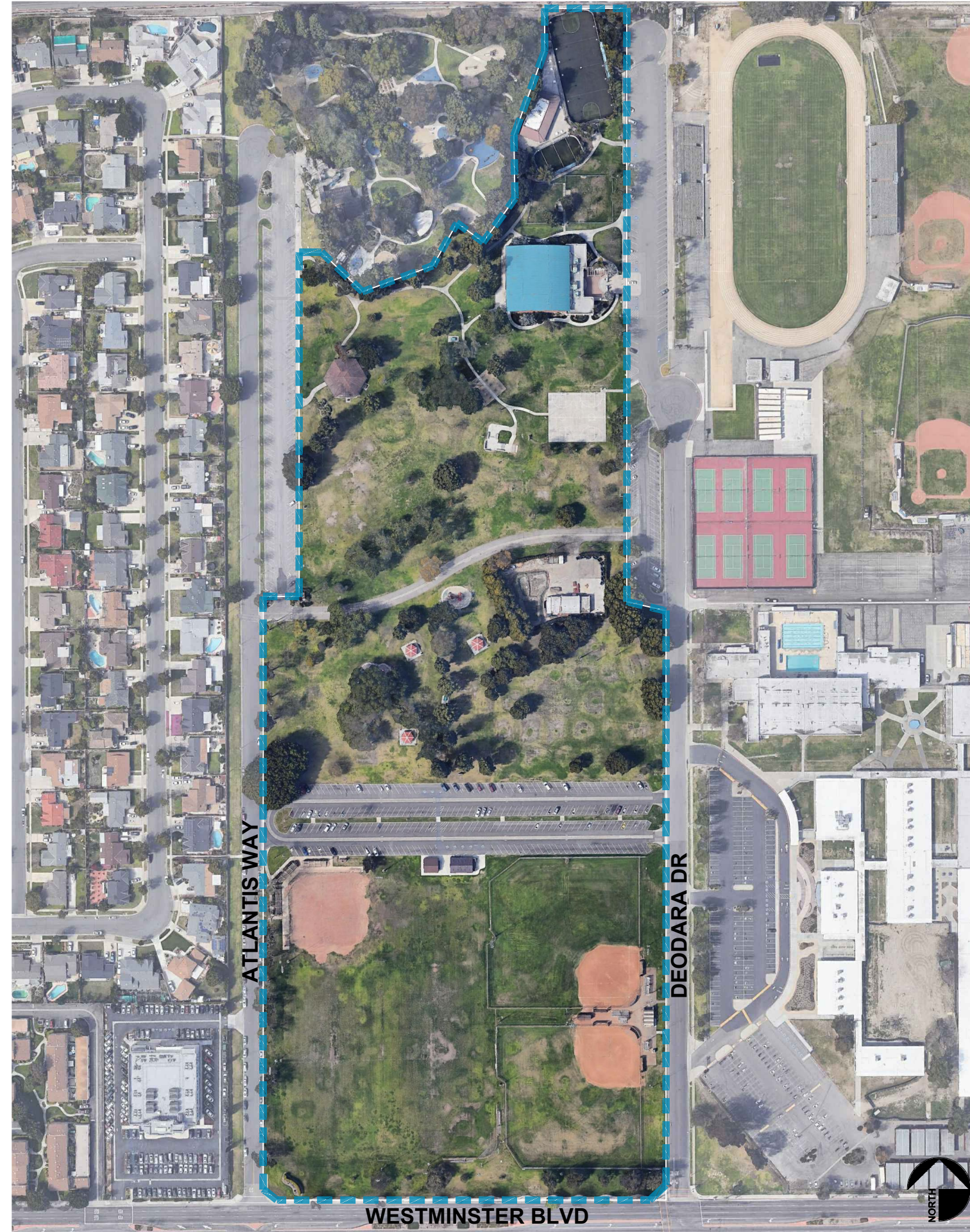
ITEM NO #	IMPROVEMENTS NEEDED	QUANTITY		UNIT	UNIT PRICE	TOTAL	
		PARK	ADA			PARK	ADA
1	Add ADA Walkway to Picnic Table		3,400	SF	\$ 7.00	\$0	\$23,800
2	Add ADA Walkway from Prkg Lot to Ballfield		6,300	SF	\$ 7.00	\$0	\$44,100
3	Add ADA Walkway to Ballfield Dugouts		1,250	SF	\$ 7.00	\$0	\$8,750
4	Add ADA Access Ramp to Concession Stand		1	LS	\$ 5,000.00	\$0	\$5,000
5	Add Perimeter Walkway	10,900		SF	\$ 7.00	\$76,300	\$0
6	Concrete Removal & Replacement	7,176		SF	\$ 11.00	\$78,936	\$0
7	Remove & Replace Benches	4		EA	\$ 1,800.00	\$7,200	\$0
8	Remove & Replace Picnic Tables	24		EA	\$ 1,200.00	\$28,800	\$0
9	Remove & Replace Perimeter 6' Chain Link Fencing	1,570		LF	\$ 70.00	\$109,900	\$0
10	Remove & Replace Trash Receptacles	46		EA	\$ 800.00	\$36,800	\$0
11	Prepare & Paint Picnic Shelter	3		LS	\$ 8,000.00	\$24,000	\$0
12	Remove & Replace Picnic Pavilion Roof	1		LS	\$ 40,000.00	\$40,000	\$0
13	Remove & Replace Play Equipment	1		LS	\$ 321,950.00	\$321,950	\$0
14	Remove & Replace Resilient Play Surfacing		5,339	SF	\$ 18.00	\$0	\$96,102
	BALLFIELDS (4)						
15	Remove & Replace Bleachers (4 tier)	6		EA	\$ 8,000.00	\$48,000	\$0
16	Remove & Replace Brickdust	45,000		SF	\$ 1.50	\$67,500	\$0
17	Remove & Replace Dugout Benches	22		EA	\$ 1,000.00	\$22,000	\$0
18	Remove & Replace Dugout Shadescreens (4)	960		SF	\$ 2.00	\$1,920	\$0
19	Remove & Replace Storage Containers	3		EA	\$ 10,000.00	\$30,000	\$0
20	Replace Portable Soccer Goals	2		EA	\$ 3,000.00	\$6,000	\$0
21	Remove & Replace Baseball Wing Fencing	1,250		LF	\$ 70.00	\$87,500	\$0
22	Remove & Replace Baseball Backstop	1		LS	\$ 20,000.00	\$20,000	\$0
23	Remove & Replace Softball Clam Shell Backstop	3		LS	\$ 15,000.00	\$45,000	\$0
24	Add ADA Signage in Assembly / Dugout Areas		6	LS	\$ 300.00	\$0	\$1,800
	BASKETBALL COURTS (2)						
25	Resurface Courts (2)	9,735		SF	\$ 1.50	\$14,603	\$0
26	Install Basketball Backstop & Pole	4		EA	\$ 6,000.00	\$24,000	\$0
	PARKING LOT						
27	Renovate Paving Surfacing-Deodar Drive	17,322		SF	TBD	TBD	\$0
	LIGHTING						
				SF			
28	Remove & Replace Baseball/Soccer Fields	1		EA	\$ 379,000.00	\$379,000	\$0
29	Remove & Replace Softball/Soccer Fields	2		EA	\$ 354,000.00	\$708,000	\$0
	GENERAL LANDSCAPE IMPROVEMENTS						
30	Replace Irrigation Systems	972,190		LS	\$ 1.50	\$1,458,285	\$0
31	Renovate Turf	950,690		SF	\$ 1.25	\$1,188,363	\$0
32	Renovate Shrub Beds	21,500		SF	\$ 1.50	\$32,250	\$0
33	Add New Park Trees	12		EA	\$ 300.00	\$3,600	\$0
	<b>SUB TOTAL</b>					\$4,859,906	\$179,552
	<b>20% CONTINGENCY</b>					\$971,981	\$35,910
	<b>TOTAL</b>					<b>\$5,831,887</b>	<b>\$215,462</b>
	<b>GRAND TOTAL</b>					<b>\$6,047,350</b>	

\*\* No costs for parking lot surfacing renovation are included in these estimated costs.



10 Garden Grove Sports & Recreation Center Park

GARDEN GROVE | Parks, Recreation & Facilities Master Plan





**City of Garden Grove**  
**Parks, Recreation & Facilities Master Plan**  
Park Renovation with Projected Cost Estimates

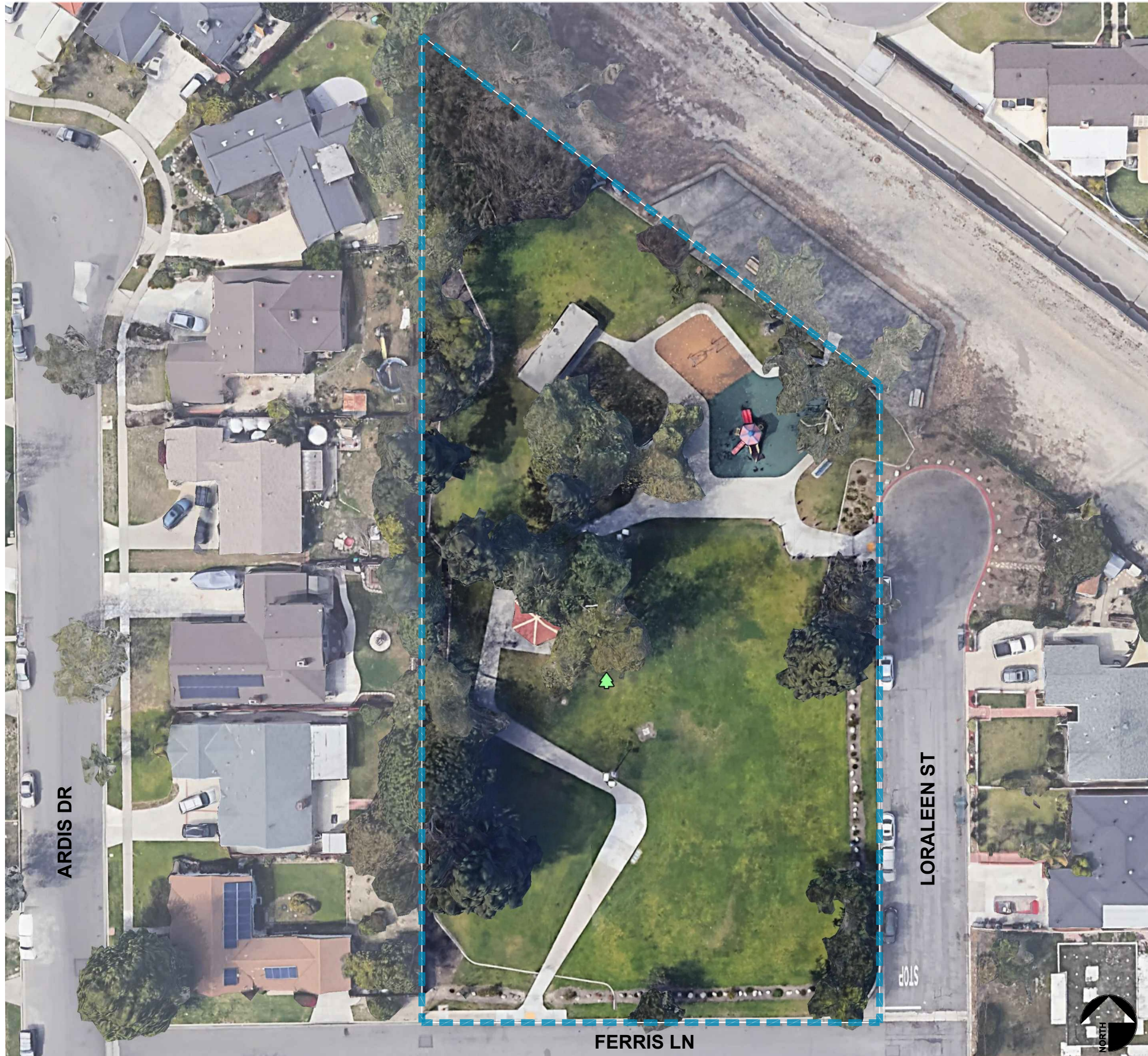
**11. GUTOSKY PARK**

ITEM NO #	IMPROVEMENTS NEEDED	QUANTITY		UNIT	UNIT PRICE	TOTAL	
		PARK	ADA			PARK	ADA
1	Concrete Removal & Replacement	1,116		SF	\$ 9.00	\$10,044	\$0
2	Remove & Replace Benches	2		EA	\$ 1,800.00	\$3,600	\$0
3	Remove & Replace Picnic Tables	6		EA	\$ 1,200.00	\$7,200	\$0
4	Remove & Replace Trash Receptacles	7		EA	\$ 800.00	\$5,600	\$0
5	Remove & Replace Drinking Fountain		6	EA		\$0	\$0
6	Remove & Replace Bike Rack	1		EA	\$ 800.00	\$800	\$0
7	Remove & Replace Play Equipment	1		LS	\$ 195,375.00	\$195,375	\$0
8	Remove & Replace Swings (4)	1		LS	\$ 5,000.00	\$5,000	\$0
9	Remove & Replace Resilient Play Surfacing		3,240	SF	\$ 18.00	\$0	\$58,320
10	Repair Picnic Shelter Panel	1		LS	\$ 1,200.00	\$1,200	\$0
11	Prepare & Repaint Picnic Shelter	1		LS	\$ 8,000.00	\$8,000	\$0
12	Remove & Replace Security Lights (2 fixture)	3		EA	\$ 5,500.00	\$16,500	\$0
13	Replace Irrigation Systems	57,600		SF	\$ 1.50	\$86,400	\$0
14	Renovate Turf	45,300		SF	\$ 1.25	\$56,625	\$0
15	Renovate Shrub Beds	12,300		SF	\$ 1.50	\$18,450	\$0
16	Add New Park Trees	5		EA	\$ 300.00	\$1,500	\$0
<b>SUB TOTAL</b>						\$416,294	\$58,320
<b>20% CONTINGENCY</b>						\$83,259	\$11,664
<b>TOTAL</b>						<b>\$416,294</b>	<b>\$58,320</b>
<b>GRAND TOTAL</b>						<b>\$474,614</b>	



# 11 Gutosky Park

GARDEN GROVE | Parks, Recreation & Facilities Master Plan





**City of Garden Grove**  
**Parks, Recreation & Facilities Master Plan**  
Park Renovation with Projected Cost Estimates

**12. HARE SCHOOL PARK \*\***

ITEM NO #	IMPROVEMENTS NEEDED	QUANTITY		UNIT	UNIT PRICE	TOTAL	
		PARK	ADA			PARK	ADA
1	Concrete Removal & Replacement	1,192	160	SF	\$ 11.00	\$13,112	\$1,760
2	Add ADA-Accessible Perimeter Walkway		12,360	SF	\$ 7.00	\$0	\$86,520
3	Remove & Replace Picnic Tables	11		EA	\$ 1,800.00	\$19,800	\$0
4	Remove & Replace Trash Receptacles	13		EA	\$ 800.00	\$10,400	\$0
5	Remove & Replace Drinking Fountain		2	EA	\$ 8,000.00	\$0	\$16,000
6	Remove & Replace Concrete Mowcurb	150		LF	\$ 20.00	\$3,000	\$0
7	Repair Parking Lot Paving & Re-stripe	48,180		LS	TBD	TBD	TBD
	BALLFIELDS (4)						
8	Remove & Replace Bleachers (3 & 4 tier)	17		EA	\$ 7,000.00	\$119,000	\$0
9	Remove & Replace Brickdust (1 BB, 3 SB)	49,800		SF	\$ 1.50	\$74,700	\$0
10	Remove & Replace Dugout Benches	8		EA	\$ 1,000.00	\$8,000	\$0
11	Remove & Replace Dugout Shadescreens (8)	3,936		SF	\$ 2.00	\$7,872	\$0
12	Remove & Replace Baseball Wing Fencing	1,170		LF	\$ 70.00	\$81,900	\$0
13	Remove & Replace Ballfield Backstop	4		EA	\$ 20,000.00	\$80,000	\$0
14	Add ADA Signage in Assembly / Dugout Areas (8)		1	LS	\$ 300.00	\$0	\$300
15	Remove & Replace Parking Lot Lights	11		EA	\$ 35,000.00	\$385,000	\$0
16	Replace Irrigation Systems	458,300		SF	\$ 1.50	\$687,450	\$0
17	Renovate Turf	435,550		SF	\$ 1.25	\$544,438	\$0
18	Renovate Shrub Beds	22,750		SF	\$ 1.50	\$34,125	\$0
19	Add New Park Trees	16		EA	\$ 300.00	\$4,800	\$0
<b>SUB TOTAL</b>						\$2,073,597	\$104,580
<b>20% CONTINGENCY</b>						\$414,719	\$20,916
<b>TOTAL</b>						<b>\$2,488,316</b>	<b>\$125,496</b>
<b>GRAND TOTAL</b>						<b>\$2,613,812</b>	

\*\* No costs for parking lot surfacing renovation are included in these estimated costs.





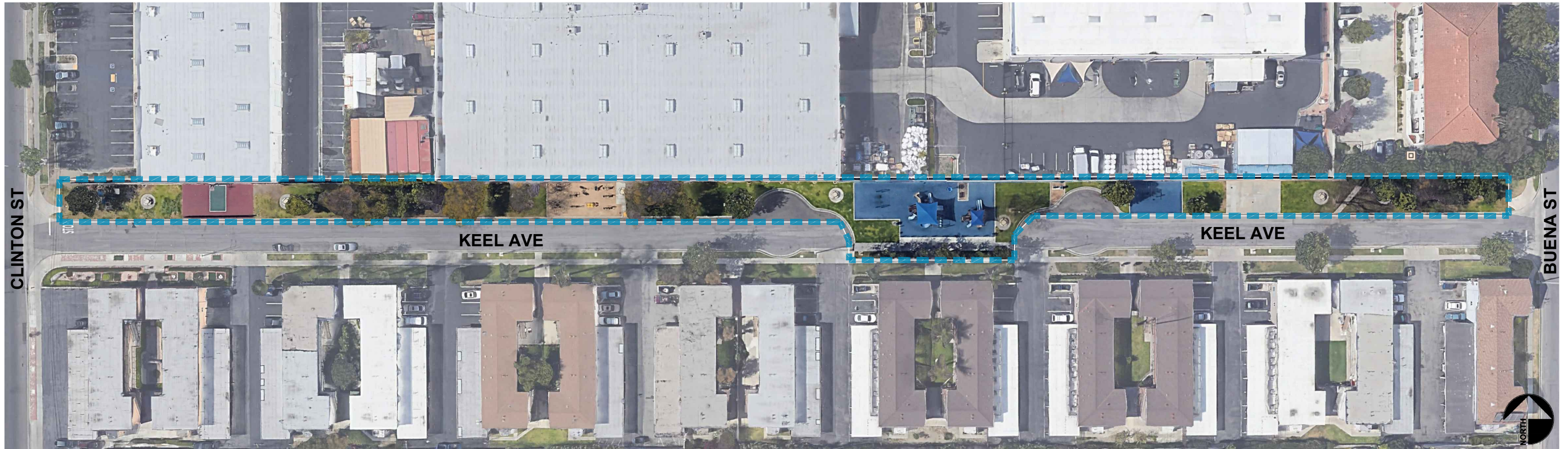
# 12 Hare School Park



**City of Garden Grove**  
**Parks, Recreation & Facilities Master Plan**  
Park Renovation with Projected Cost Estimates

**13. JARDIN DE LOS NIÑOS PARK**

ITEM NO #	IMPROVEMENTS NEEDED	QUANTITY		UNIT	UNIT PRICE	TOTAL	
		PARK	ADA			PARK	ADA
1	Add ADA accessible Walkway to Picnic Tables & New Restrooms.		2,050	LS	\$ 11.00	\$0	\$22,550
2	Add ADA-Accessible Walkway Connecting Playgrounds		405	SF	\$ 11.00	\$0	\$4,455
3	Remove & Replace Play Equipment	1		LS	\$ 283,715.00	\$283,715	\$0
5	Replace Trash Receptacles			EA	\$ 800.00	\$0	\$0
7	Upgrade Playground Surfacing		4,705	SF	\$ 18.00	\$0	\$84,690
8	Replace Irrigation Systems	19,280		SF	\$ 1.50	\$28,920	\$0
9	Renovate Turf	19,280		SF	\$ 1.25	\$24,100	\$0
10	Add New Park Trees	2		EA	\$ 300.00	\$600	\$0
<b>SUB TOTAL</b>						<b>\$337,335</b>	<b>\$111,695</b>
<b>20% CONTINGENCY</b>						<b>\$67,467</b>	<b>\$22,339</b>
<b>TOTAL</b>						<b>\$404,802</b>	<b>\$134,034</b>
<b>GRAND TOTAL</b>						<b>\$538,836</b>	



# 13 Jardin de los Ninos Park

GARDEN GROVE | Parks, Recreation & Facilities Master Plan

**City of Garden Grove**  
**Parks, Recreation & Facilities Master Plan**  
Park Renovation with Projected Cost Estimates

**14. MAGNOLIA PARK & FAMILY RESOURCE CENTER \***

ITEM NO #	IMPROVEMENTS NEEDED	QUANTITY		UNIT	UNIT PRICE	TOTAL	
		PARK	ADA			PARK	ADA
1	Add ADA Walkway to Picnic Table		50	SF	\$ 7.00	\$0	\$350
2	Concrete Removal & Replacement	9,787	80	SF	\$ 11.00	\$107,657	\$880
3	Remove & Replace Picnic Tables	9	2	EA	\$ 1,200.00	\$10,800	\$2,400
4	Remove and Replace Benches	2		EA	\$ 1,500.00	\$3,000	\$0
5	Add New Benches	8		EA	\$ 1,200.00	\$9,600	\$0
6	Renovate Paving Surfacing	16,469		LF	TBD	TBD	\$0
7	Remove & Replace Trash Receptacles	10		EA	\$ 800.00	\$8,000	\$0
8	Remove & Replace Drinking Fountain		1	EA	\$ 8,000.00	\$0	\$8,000
9	Remove & Replace Picnic Shelter	1		EA	\$ 45,600.00	\$45,600	\$0
10	Resurface Tennis Courts (2)	13,948		SF	\$ 1.50	\$20,922	\$0
11	Remove & Replace Tennis Court 10' Windscreen	480		SF	\$ 2.00	\$960	\$0
12	Remove & Replace Outdoor Fitness Equipment	11		EA	\$ 7,000.00	\$77,000	\$0
13	Regrade & Supplement DG Surf'g-Outdoor Fitness Equip't		1,095	SF	\$ 4.50	\$0	\$4,928
14	Repaint Raquetball Courts Walls (2)	1		LS	\$ 4,000.00	\$4,000	\$0
15	Resurface Raquetball Courts (2)	1,891		SF	\$ 1.50	\$2,837	\$0
16	Remove & Replace Play Equipment	1		LS	\$ 150,000.00	\$150,000	\$0
17	Remove & Replace 2-5 Swings (2)	1		LS	\$ 5,000.00	\$5,000	\$0
18	Remove & Replace 2-5/5-12 Swings (4)	1		LS	\$ 5,000.00	\$5,000	\$0
19	Remove & Replace Play Surfacing	5,061		SF	\$ 18.00	\$91,098	\$0
20	Remove & Replace Wood Shade Structure at Pool	1		LS	\$ 20,000.00	\$20,000	\$0
21	Remove & Replace Parking Lot Lights (3 fixture)	1		EA	\$ 35,000.00	\$35,000	\$0
22	Remove & Replace Basketball Courts Lights (2 Fixture)	2		EA	\$ 70,000.00	\$140,000	\$0
23	Remove & Replace Walkway Lights (1 Fixture)	5		EA	\$ 5,500.00	\$27,500	\$0
24	Remove & Replace Pool Area Lights (2 Fixture)	3		EA	\$ 70,000.00	\$210,000	\$0
25	Remove & Replace Tall Area Lights (4 Fixture)	1		EA	\$ 70,000.00	\$70,000	\$0
26	Remove & Replace Raquetball Courts Lights (2 Fixture)	1		EA	\$ 100,000.00	\$100,000	\$0
27	Remove & Replace Tennis Courts Lights (2 Fixture)	9		EA	\$ 140,000.00	\$1,260,000	\$0
28	Replace Irrigation Systems	129,380		SF	\$ 1.50	\$194,070	\$0
29	Renovate Turf	117,980		SF	\$ 1.25	\$147,475	\$0
30	Renovate Shrub Beds	11,400		SF	\$ 1.50	\$17,100	\$0
31	Add New Park Trees	12		EA	\$ 300.00	\$3,600	\$0
<b>SUB TOTAL</b>						<b>\$2,766,219</b>	<b>\$16,558</b>
<b>20% CONTINGENCY</b>						<b>\$553,244</b>	<b>\$3,312</b>
<b>TOTAL</b>						<b>\$3,319,462</b>	<b>\$19,869</b>
<b>GRAND TOTAL</b>						<b>\$3,339,331</b>	

\* No costs for building renovations are included in these estimates as architectural evaluations were not a part of the scope of this Master Plan.





# 14 Magnolia Park



**City of Garden Grove**  
**Parks, Recreation & Facilities Master Plan**  
Park Renovation with Projected Cost Estimates

**15. MORNINGSIDE SCHOOL PARK**

ITEM NO #	IMPROVEMENTS NEEDED	QUANTITY		UNIT	UNIT PRICE	TOTAL	
		PARK	ADA			PARK	ADA
1	Concrete Removal & Replacement	780		SF	\$ 11.00	\$8,580	\$0
2	Install Bollards along Greenbelt Frontage	6		EA	\$ 2,500.00	\$15,000	\$0
<b>SUB TOTAL</b>						<b>\$23,580</b>	<b>\$0</b>
<b>20% CONTINGENCY</b>						<b>\$4,716</b>	<b>\$0</b>
<b>TOTAL</b>						<b>\$28,296</b>	<b>\$0</b>
<b>GRAND TOTAL</b>						<b>\$28,296</b>	



# 15 Morningside School Park

GARDEN GROVE | Parks, Recreation & Facilities Master Plan





**City of Garden Grove**  
**Parks, Recreation & Facilities Master Plan**  
Park Renovation with Projected Cost Estimates

**16. PIONEER PARK**

ITEM NO #	IMPROVEMENTS NEEDED	QUANTITY		UNIT	UNIT PRICE	TOTAL	
		PARK	ADA			PARK	ADA
1	Concrete Removal & Replacement	1,012	50	SF	\$ 11.00	\$11,132	\$550
2	Add ADA Walkway from Prkg Lot to New Picnic Table		200	SF	\$ 11.00	\$0	\$2,200
3	Remove & Replace Benches	2		EA	\$ 1,800.00	\$3,600	\$0
4	Remove & Replace Picnic Tables	8	2	EA	\$ 1,200.00	\$9,600	\$2,400
5	Remove & Replace Trash Receptacles	10		EA	\$ 800.00	\$8,000	\$0
6	Remove & Replace Drinking Fountain		1	EA	\$ 8,000.00	\$0	\$8,000
7	Remove & Replace Play Equipment (5-12)	1		LS	\$ 83,515.00	\$83,515	\$0
8	Remove & Replace Resilient Play Surfacing		1,385	SF	\$ 18.00	\$0	\$24,930
9	Prep & Paint Stair Handrails and Bollards	1		LS	\$ 3,000.00	\$3,000	\$0
<b>ROLLER HOCKEY ARENA</b>							
10	Remove & Replace Perimeter Plywood Panels	1		LS	\$ 5,000.00	\$5,000	\$0
11	Paint Plywood Panels	1		LS	\$ 6,000.00	\$6,000	\$0
12	Remove & Replace Bleachers (5 tier)	2		EA	\$ 10,000.00	\$20,000	\$0
13	Remove & Replace Players Benches	9		EA	\$ 1,000.00	\$9,000	\$0
14	Remove & Replace Rink Synthetic Turf	12,564		SF	\$ 20.00	\$251,280	\$0
15	Remove & Replace Sunscreen	2,150		SF	\$ 2.00	\$4,300	\$0
16	Remove & Replace Safety Netting	13,700		SF	\$ 1.00	\$13,700	\$0
<b>LIGHTING IMPROVEMENTS</b>							
17	Remove & Replace Tall Area Lights (2 Fixture)	5		EA	\$ 120,000.00	\$600,000	\$0
<b>LANDSCAPE IMPROVEMENTS</b>							
18	Replace Irrigation Systems	101,240		SF	\$ 1.50	\$151,860	\$0
19	Renovate Turf	101,240		SF	\$ 1.25	\$126,550	\$0
20	Add new Park Trees	10		EA	\$ 300.00	\$3,000	\$0
<b>SUB TOTAL</b>						<b>\$1,309,537</b>	<b>\$38,080</b>
<b>20% CONTIGENCY</b>						<b>\$261,907</b>	<b>\$7,616</b>
<b>TOTAL</b>						<b>\$1,571,444</b>	<b>\$45,696</b>
<b>GRAND TOTAL</b>						<b>\$1,617,140</b>	





# 16 Pioneer Park

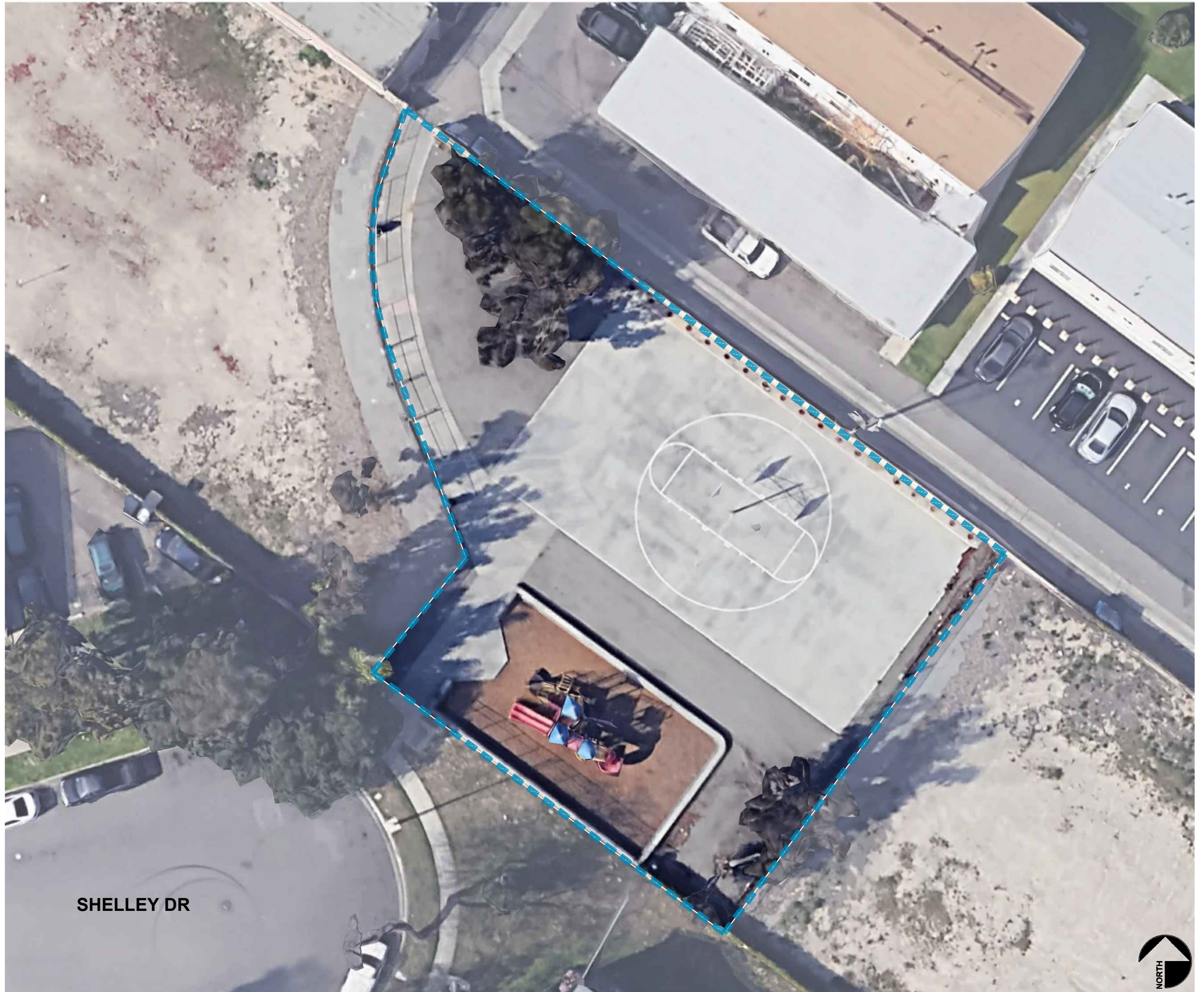
GARDEN GROVE | Parks, Recreation & Facilities Master Plan



**City of Garden Grove**  
**Parks, Recreation & Facilities Master Plan**  
Park Renovation with Projected Cost Estimates

**17. SHELLEY KENSINGTON PARK**

ITEM NO #	IMPROVEMENTS NEEDED	QUANTITY		UNIT	UNIT PRICE	TOTAL	
		PARK	ADA			PARK	ADA
1	Prepare & Install Basketball Court Surfacing	5,090		SF	\$ 1.50	\$7,635	\$0
2	Remove & Replace Trash Receptacles	2		EA	\$ 800.00	\$1,600	\$0
3	Remove & Replace Play Equipment	1		LS	\$ 123,500.00	\$123,500	\$0
4	Remove Wood Chips & Replace w/ Resilient Surfacing		2,048	SF	\$ 18.00	\$0	\$36,864
5	Repair Irrigation Improvements	180		SF	\$ 1.50	\$270	\$0
6	Replace Missing Vines in Pockets	29		EA	\$ 35.00	\$1,015	\$0
<b>SUB TOTAL</b>						<b>\$134,020</b>	<b>\$36,864</b>
<b>20% CONTIGENCY</b>						<b>\$26,804</b>	<b>\$7,373</b>
<b>TOTAL</b>						<b>\$134,020</b>	<b>\$36,864</b>
<b>GRAND TOTAL</b>						<b>\$170,884</b>	



# 17 Shelley Kensington Park

GARDEN GROVE | Parks, Recreation & Facilities Master Plan



**City of Garden Grove**  
**Parks, Recreation & Facilities Master Plan**  
Park Renovation with Projected Cost Estimates

**18. VILLAGE GREEN PARK, COURTYARD CENTER, FESTIVAL AMPHITHEATER & GEM THEATER \* / \*\***

**VILLAGE GREEN PARK**

ITEM NO #	IMPROVEMENTS NEEDED	QUANTITY		UNIT	UNIT PRICE	TOTAL	
		PARK	ADA			PARK	ADA
1	Remove & Replace Concrete Pavement	11,500	350	SF	\$ 11.00	\$126,500	\$3,850
2	Remove & Replace Benches	6		EA	\$ 1,800.00	\$10,800	\$0
3	Remove & Replace Trash Receptacles	15		EA	\$ 700.00	\$10,500	\$0
4	Remove & Replace Play Equipment (5-12)	1		LS	\$ 102,000.00	\$102,000	\$0
5	Remove & Replace Swings (5-12)	1		LS	\$ 5,000.00	\$5,000	\$0
6	Remove & Replace Resilient Play Surfacing		1,692	SF	\$ 18.00	\$0	\$30,456
7	Prep & Paint Playground Perimeter Metal Fence	1		LS	\$ 8,000.00	\$8,000	\$0
8	Repair Granite Pilaster Bases at Clock Tower	1		LS	\$ 6,000.00	\$6,000	\$0
9	Repair Parking Lot Paving (3,800 SF)	3,800		SF	TBD	TBD	\$0
10	Renovate Turf	205,200		SF	\$ 1.25	\$256,500	\$0
11	Irrigation System	205,200		SF	\$ 1.50	\$307,800	\$0
12	Add Trees	20		EA	\$ 300.00	\$6,000	\$0
<b>SUB TOTAL</b>						<b>\$839,100</b>	<b>\$34,306</b>
<b>20% CONTIGENCY</b>						<b>\$167,820</b>	<b>\$6,861</b>
<b>TOTAL</b>						<b>\$1,006,920</b>	<b>\$41,167</b>
<b>GRAND TOTAL</b>						<b>\$1,048,087</b>	

**COURTYARD CENTER, FESTIVAL AMPHITHEATER & GEM THEATER \* \*\***

- \* No costs for building renovations are included in these estimates as architectural evaluations were not a part of the scope of this Master Plan.
- \*\* No costs for parking lot surfacing renovation are included in these estimated costs.





18 Village Green Park - Courtyard Center - Festival Amphitheater - GEM Theatre



**City of Garden Grove**  
**Parks, Recreation & Facilities Master Plan**  
Park Renovation with Projected Cost Estimates

**19. WEST GROVE PARK**

ITEM NO #	IMPROVEMENTS NEEDED	QUANTITY		UNIT	UNIT PRICE	TOTAL	
		PARK	ADA			PARK	ADA
1	Concrete Removal & Replacement		3,408	SF	\$ 11.00	\$0	\$37,488
2	Sand Area Curb Removal & Replacement	70		LF	\$ 35.00	\$2,450	\$0
3	Remove & Replace Benches	8		EA	\$ 1,800.00	\$14,400	\$0
4	Remove & Replace Picnic Tables	7	2	EA	\$ 1,200.00	\$8,400	\$2,400
5	Remove & Replace Trash Receptacles	10		EA	\$ 800.00	\$8,000	\$0
6	Remove & Replace Drinking Fountain		1	EA	\$ 8,000.00	\$0	\$8,000
7	Remove & Replace BBQ	2		EA	\$ 800.00	\$1,600	\$0
8	Remove & Replace Play Equipment	1		LS	\$ 324,450.00	\$324,450	\$0
9	Remove & Replace Swings 5-12 (2)			LS	\$ 5,000.00	\$0	\$0
10	Remove & Replace Swings 2-5 (2)			LS	\$ 5,000.00	\$0	\$0
11	Remove & Replace Play Sand	2,313		SF	\$ 2.30	\$5,320	\$0
12	Remove & Replace Resilient Play Surfacing		3,067	SF	\$ 18.00	\$0	\$55,206
13	Resurface Game Court	426		SF	\$ 1.50	\$639	\$0
14	Prepare & Paint Picnic Shelter	1		LS	\$ 8,000.00	\$8,000	\$0
15	Remove & Replace Wheel Stops	14		EA	\$ 300.00	\$4,200	\$0
16	Resurface Basketball Court (1)	7,074		SF	\$ 1.50	\$10,611	\$0
17	Replace Metal Bleachers @ Soccer Field (4 Tier)	1		EA	\$ 8,500.00	\$8,500	\$0
18	Remove & Replace Soccer Players Bench	2		SF	\$ 1,000.00	\$2,000	\$0
19	Replace Irrigation Systems	283,630		SF	\$ 1.50	\$425,445	\$0
20	Renovate Turf	281,300		SF	\$ 1.25	\$351,625	\$0
21	Renovate Shrub Beds	2,330		SF	\$ 1.50	\$3,495	\$0
22	Add new Park Trees	20		EA	\$ 300.00	\$6,000	\$0
<b>SUB TOTAL</b>						<b>\$1,185,135</b>	<b>\$103,094</b>
<b>20% CONTINGENCY</b>						<b>\$237,027</b>	<b>\$20,619</b>
<b>TOTAL</b>						<b>\$1,422,162</b>	<b>\$123,713</b>
<b>GRAND TOTAL</b>						<b>\$1,545,875</b>	





# 19 West Grove Park



**City of Garden Grove**  
**Parks, Recreation & Facilities Master Plan**  
Park Renovation with Projected Cost Estimates

**20. WEST HAVEN PARK \*\***

ITEM NO #	IMPROVEMENTS NEEDED	QUANTITY		UNIT	UNIT PRICE	TOTAL	
		PARK	ADA			PARK	ADA
1	Concrete Removal & Replacement	3,429		SF	\$ 11.00	\$37,719	\$0
2	Remove & Replace Picnic Tables	6	2	EA	\$ 1,200.00	\$7,200	\$2,400
3	Remove & Replace Trash Receptacles	6		EA	\$ 800.00	\$4,800	\$0
4	Remove & Replace Picnic Shelter	1		LS	\$ 20,000.00	\$20,000	\$0
5	Remove & Replace Resilient Play Surfacing		15,785	SF	\$ 18.00	\$0	\$284,130
6	Renovate Parking Lot Paving	9,780		SF	TBD	TBD	\$0
7	Replace Irrigation Systems	368,310		SF	\$ 1.50	\$552,465	\$0
8	Renovate Turf	366,700		SF	\$ 1.25	\$458,375	\$0
9	Renovate Shrub Beds	1,610		SF	\$ 1.50	\$2,415	\$0
10	Add new Park Trees	20		EA	\$ 300.00	\$6,000	\$0
<b>SUB TOTAL</b>						<b>\$1,088,974</b>	<b>\$286,530</b>
<b>20% CONTIGENCY</b>						<b>\$217,795</b>	<b>\$57,306</b>
<b>TOTAL</b>						<b>\$1,306,769</b>	<b>\$343,836</b>
<b>GRAND TOTAL</b>						<b>\$1,650,605</b>	

\*\* No costs for parking lot surfacing renovation are included in these estimated costs.





# 20 West Haven Park

GARDEN GROVE | Parks, Recreation & Facilities Master Plan



**City of Garden Grove**  
**Parks, Recreation & Facilities Master Plan**  
Park Renovation with Projected Cost Estimates

**21. WOODBURY PARK**

ITEM NO #	IMPROVEMENTS NEEDED	QUANTITY		UNIT	UNIT PRICE	TOTAL	
		PARK	ADA			PARK	ADA
1	Concrete Removal & Replacement	5,244		SF	\$ 11.00	\$57,684	\$0
2	Remove & Replace Built-in Benches	4		EA	\$ 2,000.00	\$8,000	\$0
3	Remove & Replace Picnic Tables	3		EA	\$ 1,200.00	\$3,600	\$0
4	Remove & Replace Trash Receptacles	4		EA	\$ 800.00	\$3,200	\$0
5	Remove & Replace Drinking Fountain		1	EA	\$ 8,000.00	\$0	\$8,000
6	Add Truncated Domes @ Drinking Fountain		1	LS	\$ 1,500.00	\$0	\$1,500
7	Remove & Replace Play Equipment (5-12)	1		LS	\$ 275,000.00	\$275,000	\$0
8	Remove & Replace Swings (2)	1		LS	\$ 5,000.00	\$5,000	\$0
9	Remove & Replace Resilient Play Surfacing		3,700	SF	\$ 18.00	\$0	\$66,600
10	Prep & Paint Metal Handrails	1		LS	\$ 3,000.00	\$3,000	\$0
11	Prep & Paint Metal Fence @ Pool	1		LS	\$ 6,000.00	\$6,000	\$0
12	Prep & Paint Metal Bollards (22)	1		LS	\$ 2,000.00	\$2,000	\$0
13	Resurface Basketball Court	3,258		SF	\$ 1.50	\$4,887	\$0
14	Repair Damaged Slumpstone Wall	1		LS	\$ 6,000.00	\$6,000	\$0
15	Remove & Replace Bleachers @ Pool (3 tier)	1		EA	\$ 9,000.00	\$9,000	\$0
16	Replace Irrigation Systems	122,490		SF	\$ 1.50	\$183,735	\$0
17	Renovate Turf	110,960		SF	\$ 1.25	\$138,700	\$0
18	Renovate Shrub Beds	11,530		SF	\$ 1.50	\$17,295	\$0
19	Add new Park Trees	16		EA	\$ 300.00	\$4,800	\$0
<b>SUB TOTAL</b>						<b>\$727,901</b>	<b>\$76,100</b>
<b>20% CONTIGENCY</b>						<b>\$145,580</b>	<b>\$15,220</b>
<b>TOTAL</b>						<b>\$873,481</b>	<b>\$91,320</b>
<b>GRAND TOTAL</b>						<b>\$964,801</b>	





# 21 Woodbury Park



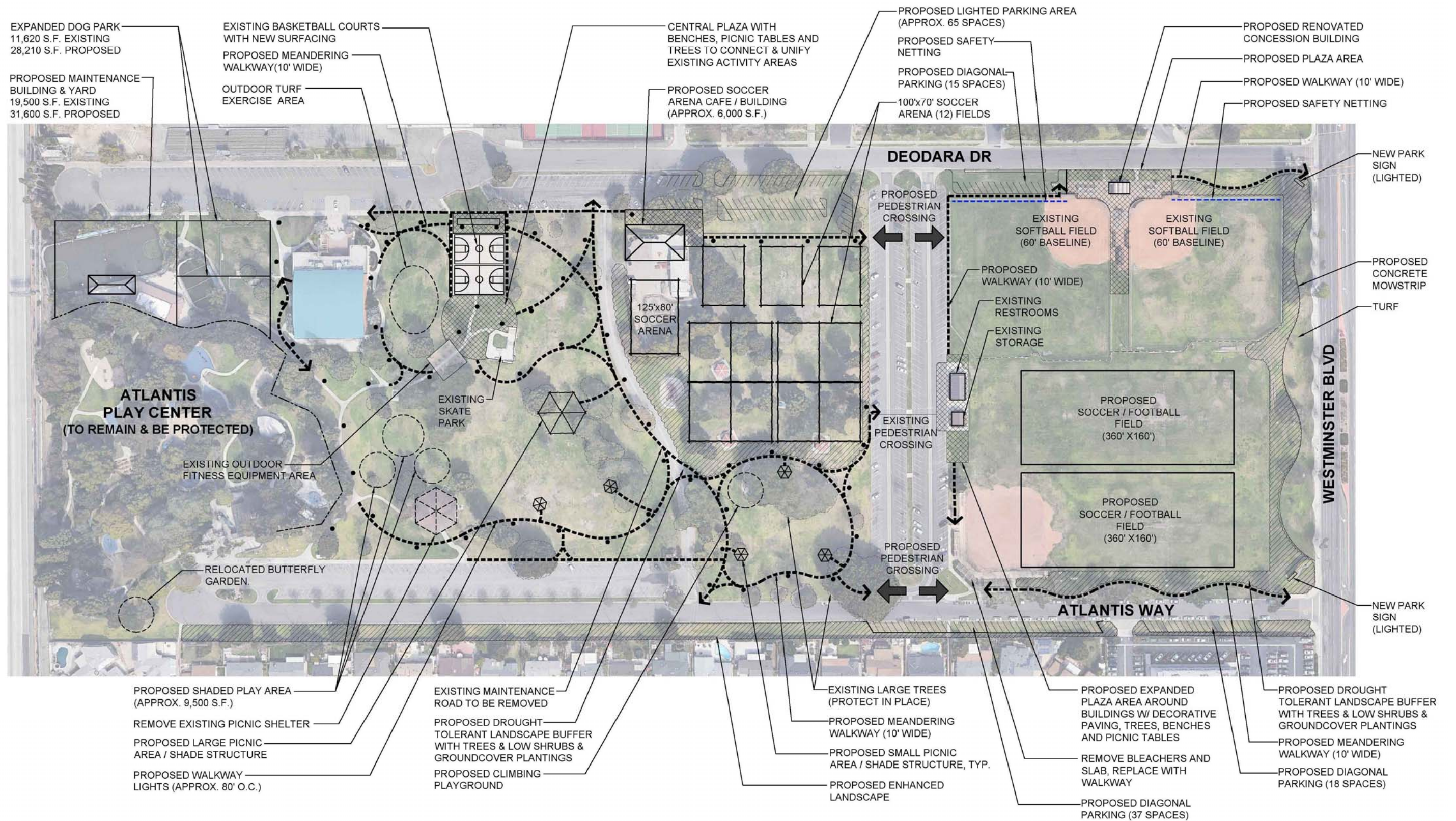
## C. PARK CONCEPTUAL PLAN OVERLAY

### **Park Overlay**

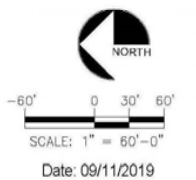
As a supplement to the Master Plan's narrative text and tables, the City commissioned *RFA* to prepare a broad-brush Conceptual Plan Overlay for the Garden Grove Park and Sports & Recreation Center. The goal of this Plan Overlay is to convey to City policymakers what the potential redevelopment of this site could be, and the improved facilities for the citizens of Garden Grove if this redevelopment was undertaken.

The following overlay and cost projections are exclusive of any renovation efforts for the Atlantis Play Center.





# Garden Grove Park and Sports & Recreation Center - Aerial Overlay





## Cost Projections

In addition to the Plan Overlay, a summary of a portion of the costs for redevelopment are provided. Many elements will require further design development prior to being able to project the costs for those improvements. Therefore, these costs are not all-inclusive.

**Table 8.2 Garden Grove Park and Sports & Recreation Center Cost Projections**

Improvements Needed	Total
Mobilization	\$700,000
Clearing & Grubbing	\$268,250
Pedestrian Walkways	\$566,000
Walkway Security	\$448,000
Entry Signs & Lighting	\$55,000
Central Play Area * Includes grading/drainage, paving, play surfacing, play equipment & park furnishings	\$712,350
Central Plaza Space * Includes paving, security lights & park furnishings	\$209,000
Play Area at back of Soccer Arena * Includes grading/drainage, paving, play surfacing, play equipment & park furnishings	\$281,400
Butterfly Garden Relocation	\$30,000
Maintenance Yard * Includes grading, perimeter wall, gates & yard lights ** Excludes soccer arena and building demolition, clearing & grubbing, drainage, new maintenance building & utilities	\$229,500
Dog Park Expansion * Includes grading/drainage, fencing & park furnishings	\$76,600
Large & Small Picnic Areas * Includes demolition of existing shelter, (1) 80' shelter, (6) 24' shelters, paving, sink & park furnishings	\$731,056
Central Parking Lot * Includes pedestrian crossings ** Excludes any paving modifications	\$20,000
<b>SPORTS &amp; RECREATION CENTER</b>	
Plaza Area at Existing Restroom * Includes grading, paving & park furnishings	\$151,890
New Parking Lot * Includes grading & paving ** Excludes drainage	\$150,590
Plaza Area at Storage Building * Includes grading, paving & park furnishings ** Excludes drainage, renovation of storage building & utilities	\$55,480
Softball Fields * Includes ballfield improvements & safety netting ** Excludes drainage & field lighting *** Turf & Irrigation included in General Landscape Improvements	\$416,082



<b>Improvements Needed (cont'd)</b>	<b>Total</b>
<b>SPORTS &amp; RECREATION CENTER (cont'd)</b>	
Football / Soccer Fields * Removal of baseball backstop & fencing ** Excludes drainage & field lighting *** Turf & Irrigation included in General Landscape Improvements	\$30,000
Atlantis Way Parking Addition * Includes grading, concrete swale & paving ** Excludes lighting	\$250,530
<b>GENERAL LANDSCAPE IMPROVEMENTS</b>	
Soil Prep & Fine Grading	\$200,750
Mow Strip	\$16,000
Weed Abatement in all planting areas	\$80,300
Automatic Irrigation throughout park (not drip)	\$1,204,500
Turf throughout park (including fields)	\$489,225
Planting Areas	\$238,090
Trees	\$44,400
90 Day Maintenance Period	\$160,600
Soccer Arena Complex * Includes perimeter landscaping, building & expanded parking	PRIVATE FUNDING
<b>SUB -TOTAL</b>	<b>\$7,815,593</b>
<b>20 % CONTINGENCY</b>	<b>\$1,563,119</b>
<b>TOTAL</b>	<b>\$9,378,712</b>

## Funding & Grant Opportunities

## CHAPTER 9: FUNDING & GRANT OPPORTUNITIES

- A. Introduction
- B. Recommendations
- C. Potential Funding Sources

### A. INTRODUCTION

Funding for park infrastructure is available via federal, state and foundation grants. The City has favorable characteristics and resources that will support eligibility and competitiveness for these types of grant funding. These include:

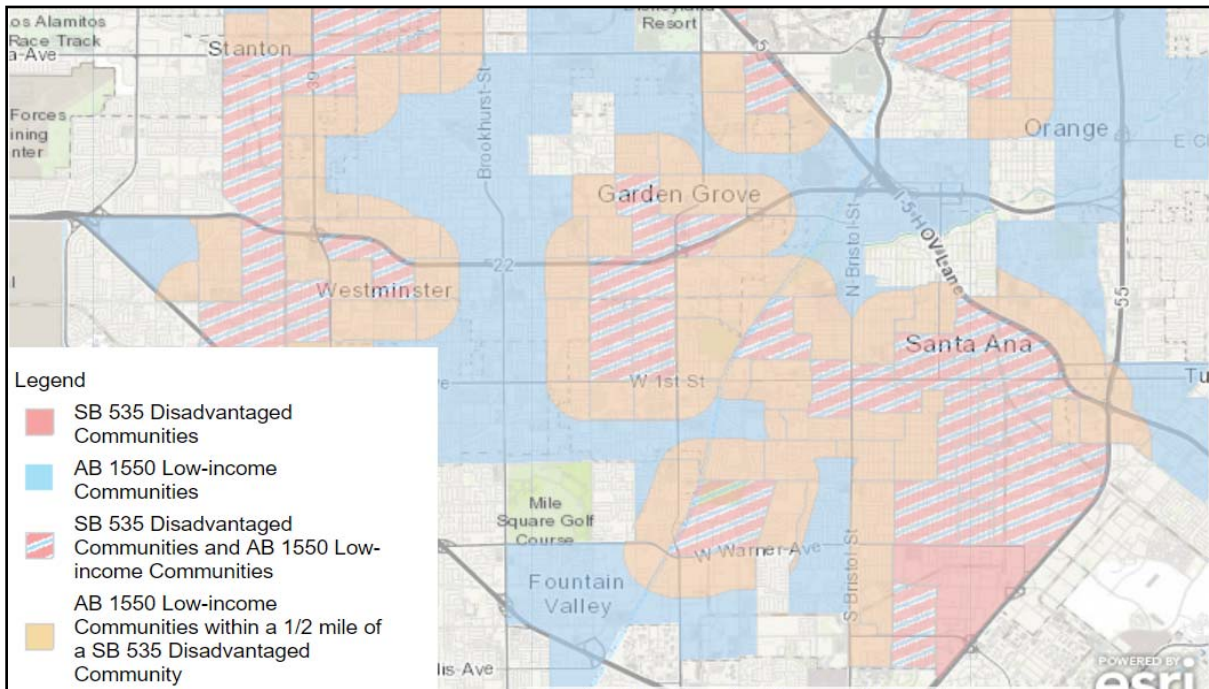
#### Disadvantaged Communities

Currently, the City is considered 'disadvantaged' based on:

- a) Percent of residents living in poverty (15.8%) which is higher than the County (12.1%) and State (15.1%), and
- b) Median household income (\$62,675), which is lower than the County (\$81,851) and State (\$67,169)<sup>1</sup>. Most of the City's Census Tracts are classified as "disadvantaged" according to one or more measurements (the definition of 'disadvantaged' or 'low-income' varies by grant program).

These classifications will position the City favorably for grant programs that elect to focus their funding on disadvantaged communities. Fig. 9.1 illustrates Census Tracts that are classified as disadvantaged or low-income according to various state programs.

**Fig. 9.1: Disadvantaged and Low-Income Census Tracts in Garden Grove**



Source: California Air Resources Board,  
<https://www.arb.ca.gov/cc/capandtrade/auctionproceeds/lowincomemapfull.htm>

<sup>1</sup> U.S. Census Bureau, 2013-2017 American Community Survey 5-Year Estimates.



### Ongoing Community Outreach and Engagement

*Re:Imagine Garden Grove* is a unique and robust campaign launched by the City in 2009, with an online community outreach forum called Mindmixer. Input was plentiful, with over 800 ideas being submitted on ways to improve the Downtown. This valuable communication tool helped the City gauge current and future interest in the area, inquire about more effective use, heighten efforts to enhance the City's identity, and reinforce economic viability and vibrance.

As part of the outreach, the City partnered with Landscape Architecture Master's students from Cal Poly Pomona's award-winning 606 Studio, to conduct an in-depth study of the Downtown area. The resulting report (*Re:Imagine Garden Grove: Community in Motion*) outlined ideas to support the revitalization of the heart of Garden Grove.

The City continues outreach and engagement efforts via the *Re:Imagine Garden Grove* campaign, by staging large-scale community events, called Open Streets, through the temporary and permanent installation of visual and performing art, and with the implementation of active transportation plans. The feedback from these efforts has, and will continue to strongly support, future grant applications by demonstrating the City's commitment to including the community in their development efforts, and the residents' input on design and decision-making.

And, thirdly, the City launched this *Parks, Recreation & Facilities Master Plan* in the second half of 2018, conducting additional community outreach meetings and a nine-week window for community responses to a web-based community survey. Both methodologies were asking for direction on both facilities renovation and maintenance funding priorities and what the residents want to have provided by the City for their parks and facilities, and their recreational programs.

The resulting direction supported by the community can be identified in numerous grant applications which request funding to accomplish these community goals.

### High Level of Need

The lack of recent upgrade and infrastructure improvements will further position the City for grant funding, as the current state of the parks and recreation infrastructure will demonstrate a strong level of 'need'.

## B. RECOMMENDATIONS

Going forward, the City should consider the following:

1. Ongoing Monitoring of Calls for Projects. The ever-changing landscape of Grant Programs necessitates the need to monitor "calls for projects" on a continual basis, either internally using City staff or externally using a Professional Grants Consultant. Success in grant funding is founded in having this knowledge, as turnaround times from the "call for projects" to the application deadline can be as short as 3-4 weeks. Advance knowledge of the grants pipeline will position the City to forecast when programs are expected and to prepare resources for grant development accordingly. In addition, it is becoming more widely acknowledged that Professional Grants

Consultants have statistically-higher success rates for getting grant funding for their municipal clients. This is partly due to the relationships which Professional Grants Consultants develop, due to their on-going communications, with Grant Funding Source staff and their highly-focused area of expertise in matching up agencies' needs with specific grants. This is even truer with those public agencies that use the Professional Grants Consultants to assist with ongoing Grant Management, as they help in meeting the deadlines for on-going reports and the completion of funded projects.

2. Commitment to Grant Development. The required level of effort to develop a grant application can vary from 5 hours to 150 hours. The City should identify staff with grant development skills; a Professional Grants Consultant can also assist on an ongoing or as-needed basis; a strong recommendation of this Master Plan author.
3. Local Match or Cost Sharing. Many grants require some level of local matching funds which can range from a small percentage of the total project cost all the way to a 1:1 match of the requested grant amount. Some grants are offered with no match or cost share required at all. Depending on the grant, the City may be allowed to provide these local funds as cash or as in-kind contributions (i.e., labor, space, supplies, etc.).
4. Focus on Capital Costs and Staffing. Grants rarely provide funding for deferred or ongoing maintenance, and often will require the applicant to commit to long-term maintenance.
5. Commitment to Grant Management. The grant award is the first step in a required process of grant management that must be conducted concurrent to project management. Grant management requirements vary from grant to grant, but generally include timely submission of financial and progress reports, compliance with grant requirements, etc. Strong grant management capabilities and experience are critical for future grant success as funding agencies will consider previous performance in making current funding decisions. Again, a Professional Grants Consultant is strongly recommended to assist on an ongoing or as-needed basis.

## C. POTENTIAL FUNDING SOURCES

The example state, federal, and foundation grant programs listed below represent those known to-date, but the universe of possible grant programs will expand and change over time. In addition to these grants, it is recommended that the City develop relationships with local foundations (such as the Garden Grove Community Foundation and Kaiser Permanente) and other large local employers to identify their community giving / grant-making strategies. Kaiser Permanente, for example, funds programs that support healthy and active living but they do not accept unsolicited requests for funding; the City would need to connect with a local Kaiser representative to discuss and “pitch” a well-developed project idea with the goal of inspiring Kaiser to solicit a request for an application from the City.

<p><b>California Natural Resource Agency (CNRA)</b></p> <p><b>ENVIRONMENTAL ENHANCEMENT AND MITIGATION GRANT PROGRAM (EEMP)</b></p>	<p><b>Timeline:</b></p> <p>Last Call for Projects was 2019 with a deadline in June (cycle is annual)</p>	<p><b>Available Funding:</b> \$6.7 million</p> <p><b>Maximum Funding:</b> Development: \$500,000 Acquisition: \$1 million</p> <p><b>Match/Cost Share:</b> Not required but recommended</p>
<p>For urban forestry, urban greening, and similar projects that mitigate environmental impacts caused by new or modified state transportation facilities. The project must combat the adverse environmental effects of a related-transportation facility that was constructed since 1990 or will be constructed in the future.</p> <p><b>Eligible Projects:</b></p> <ul style="list-style-type: none"> <li>• Urban Forestry – Projects designed to offset vehicular emissions of carbon dioxide (i.e., tree planting, median conversions).</li> <li>• Resource Lands – Projects for the acquisition or enhancement of resource lands to mitigate the loss of, or the detriment to, resource lands lying within or near the right-of-way acquired for the transportation improvements.</li> <li>• Mitigation Projects Beyond the Scope of the Lead Agency</li> </ul>		

<p><b>California Natural Resource Agency (CNRA)</b></p> <p><b>PROPOSITION 68 CULTURAL, COMMUNITY, AND NATURAL RESOURCES GRANT</b></p>	<p><b>Timeline:</b></p> <p>To be determined – Last Call for Projects was 2019 (cycle to be determined)</p>	<p><b>Available Funding:</b> \$37 million</p> <p><b>Maximum Award:</b> None</p> <p><b>Match/Cost Share:</b> Not required but leveraging is recommended</p>
<p>For projects that protect, restore, and enhance California's cultural, community and natural resources.</p> <p><b>Eligible Projects:</b></p> <ol style="list-style-type: none"> <li>1. Resources - Restore, protect and acquire Native American, natural, cultural, and historic resources within the State</li> <li>2. Fossil Fuel Powerplant Conversions - Convert and repurpose fossil fuel power plants to create permanently protected open space, tourism and park opportunities through fee title or conservation easement acquisition</li> <li>3. Science Centers - Enhance visitor experiences through development, expansion, and improvement of science centers operated by foundations or other nonprofit organizations in heavily urbanized areas</li> <li>4. Park, Water and Natural Resources – For activities <u>not</u> within the jurisdiction of a state conservancy (Garden Grove is not eligible for this category, as it is located in the Coastal Conservancy)</li> <li>5. Community, Culture and Education - Promote, develop and improve any of the following: <ul style="list-style-type: none"> <li>• Community, civic, or athletic venues</li> <li>• Cultural or visitor centers that recognize the contributions of California's ethnic communities or celebrate the unique traditions of these communities, including those of Asian and Hispanic descent</li> <li>• Visitor centers or nonprofit aquariums that educate about natural landscapes, aquatic species, or wildlife migratory patterns</li> </ul> </li> </ol>		



<p><b>California Natural Resource Agency (CNRA)</b></p> <p><b>PROPOSITION 68 GREEN INFRASTRUCTURE PROGRAM</b></p>	<p><b>Timeline:</b></p> <p>Next Call for Projects expected to be mid-late 2019 (cycle to be determined)</p>	<p><b>Available Funding:</b> \$18.5 million</p> <p><b>Maximum Award:</b> No minimum/maximum</p> <p><b>Match/Cost Share:</b> To be determined – program is under development</p>
<p>For capital improvement projects <b>in or benefitting a disadvantaged community or severely disadvantaged communities</b>. Projects must achieve measurable benefits by acquiring, creating, enhancing, or expanding community parks and green spaces, or use natural systems or systems that mimic natural system to achieve multiple benefits.</p> <p><b>Eligible Projects:</b> To be determined – program is under development</p>		

<p><b>California Natural Resource Agency (CNRA)</b></p> <p><b>PROPOSITION 68 TRAILS AND GREENWAYS PROGRAM</b></p>	<p><b>Timeline:</b></p> <p>Next Call for Projects expected winter 2019-spring 2020 (cycle to be determined)</p>	<p>Program is Under Development</p>
<p>To provide non-motorized infrastructure development and enhancements that promote new or alternate access to parks, waterways, outdoor recreational pursuits and forested or other natural environments to encourage health-related active transportation and opportunities for Californians to reconnect with nature.</p> <p><b>Eligible Projects:</b> To be determined - program is under development.</p>		

<p><b>California Natural Resource Agency (CNRA)</b></p> <p><b>PROPOSITION 68 URBAN GREENING PROGRAM</b></p>	<p><b>Timeline:</b></p> <p>To be determined - Last Call for Projects was early 2019 (cycle to be determined)</p>	<p><b>Available Funding:</b> To be determined</p> <p><b>Maximum Funding:</b> \$1.9 million</p> <p><b>Match/Cost Share:</b> Not required</p>
<p>To reduce greenhouse gas (GHG) emissions and provide multiple additional benefits. <b>Disadvantaged communities are a priority.</b></p> <p><b>Eligible Projects:</b> Projects that reduce GHG emissions and provide multiple additional benefits, including, but not limited to, a decrease in air and water pollution or a reduction in the consumption of natural resources and energy. Eligible projects will result in the conversion of an existing built environment into green space that uses natural and green infrastructure approaches to create sustainable and vibrant communities.</p> <p><u>Example projects</u> include: Establishment, enhancement, and expansion of neighborhood parks and community spaces; Greening of public lands and structures, including schoolyards, which may include incorporation of riparian habitat for water capture and provides for other public and wildlife benefits; Green streets and alleyways; Non-motorized urban trails that provide safe routes for travel between residences, workplaces, commercial centers, and schools; Urban heat island mitigation and energy conservation efforts.</p>		

<p>California Department of Forestry and Fire Protection (Cal Fire)</p> <p><b>URBAN AND COMMUNITY FORESTRY PROGRAM</b></p>	<p><b>Timeline:</b></p> <p>Last Call for Project was 2018 (cycle is annual)</p>	<p><b>Available Funding:</b> \$17 million</p> <p><b>Maximum Funding:</b></p> <p><b>Match/Cost Share:</b> 25% (cost share can be reduced for disadvantaged communities)</p>
--	---	--

To optimize the benefits of trees and related vegetation through multiple objective projects.  
**Disadvantaged communities are a priority.**

**Eligible Projects:** There are multiple categories; the most relevant categories are:  
Urban Forest Expansion and Improvement: Funding for projects that will plant trees and vegetation to reduce greenhouse gas emissions and improve functionality of urban forests, arrest the decline of urban forest resources, address climate change resilience, improve the quality of the environment in urban areas, and optimize co-benefits to urban residents.

Urban Forest Management Activities: For the development and implementation of an urban forest management plan to optimize the multiple benefits of an urban forest. Such activities will be comprehensive, long term, include the entire jurisdiction, take an ecosystem management approach and may include an inventory, analysis, training and/or educational component. A tree planting component is suggested during the grant performance period to show early action towards urban forest expansion. Any management plan funded by this grant type must include the setting of a tree canopy cover goal for the jurisdiction.

<p>California Department of Parks and Recreation (State Parks)</p> <p><b>COMMUNITY ACCESS PROGRAM (CAP)</b></p>	<p><b>Timeline:</b></p> <p>Next Call for Projects expected 2019 and is currently 'on hold' (funding cycle to be determined)</p>	<p>Program is Under Development</p>
---	---	-------------------------------------

The Community Access Program will provide funding for activities and transportation that give community residents new access to outdoor recreation areas and programs.

**Eligible Projects:** Transportation, physical activity programming, resource interpretation, multilingual translation, natural science, workforce development and career pathways, education, and communication related to water, parks, climate, coastal protection, and outdoor pursuits.

<p>California Department of Parks and Recreation (State Parks)</p> <p><b>HABITAT CONSERVATION FUND</b></p>	<p><b>Timeline:</b></p> <p>Last Call for Projects was 2018 (cycle dependent on availability of funding)</p>	<p><b>Available Funding:</b> To be determined</p> <p><b>Maximum Funding:</b> No minimum/maximum, but generally should not exceed \$200,000.</p> <p><b>Match/Cost Share:</b> 50%</p>
--	---	---

To protect fish, wildlife, and native plant resources, to acquire or develop wildlife corridors and trails, and to provide for nature interpretation programs and other programs which bring urban residents into park and wildlife areas. CEQA must be completed at the time of application.

**Eligible Projects:** There are seven eligible activities; three of the eligible activities are aligned with parks: Trails Habitat Conservation, Wetland Habitat Conservation, and Wildlife Area Activity. Example projects include nature interpretation programs to bring urban residents into park and wildlife areas, protection of various plant and animal species, and acquisition and development of wildlife corridors and trails.

<p><b>California Department of Parks and Recreation (State Parks)</b></p> <p><b>LAND AND WATER CONSERVATION FUND</b></p>	<p><b>Timeline:</b></p> <p>Next call for projects expected in 2020 (cycle dependent on funding availability)</p>	<p><b>Available Funding:</b> To be determined</p> <p><b>Maximum Funding:</b> \$2 million</p> <p><b>Match/Cost Share:</b> 50%</p>
--	--	--

To cooperatively acquire and develop outstanding properties in perpetuity for outdoor recreation purposes. **Disadvantaged communities are a priority.**

At least one of the following priorities must be met:

1. Create new parks within a half-mile of underserved communities.
2. Expand existing parks to increase the ratio of park acreage per resident in underserved areas.
  - Use the Community Fact Finder or Park Access Tool at [www.parksforcalifornia.org](http://www.parksforcalifornia.org) to locate areas that have one of the following conditions:
    - Neighborhood areas that have no park within a half-mile of a potential site; or
    - Cities or Counties that have more than the state average of 24% of its residents living farther than a half mile from a park; or
    - Cities or Counties with at least 62% of its residents living in areas that have less than three acres of parkland per 1,000; or
    - Areas with an annual median household income that is less than \$49.
3. Renovate existing or create new outdoor facilities within existing parks not currently under Federal 6(f)(3) protection.
4. Provide community space for healthy lifestyles, children’s play areas, environmental justice, cultural activities, and historic preservation.
5. Engage community residents during the project concept and design process.
6. Increase the inventory of California Wetlands under Federal 6(f)(3) protection that also meets public outdoor recreation needs through the efforts of multiple agencies.

**Eligible Projects:** Examples of previously funded projects include: skate park; park renovation with new exercise area, new playground, restroom, parking lot and irrigation system; basketball court; renovation of playground surface, installation of new solar lighting, etc.

<p><b>California Department of Parks and Recreation (State Parks)</b></p> <p><b>PROPOSITION 68 STATEWIDE PARKS PER CAPITA FUNDING PROGRAM</b></p>	<p><b>Timeline:</b></p> <p>First Call for Projects expected fall 2019 (cycle expected to be annual)</p>	<p><b>Available Funding:</b> \$185 million</p> <p><b>Maximum Funding:</b> To be determined; minimum is \$200,000</p> <p><b>Match/Cost Share:</b> 20%</p>
---	---	--

Formula funding based on population. To acquire, create, or rehabilitate existing park infrastructure and to address deficiencies in neighborhoods lacking access to the outdoors.

- 60% of funds will be allocated to cities and eligible Districts, EXCEPT a regional park district or regional open space district.
- 40% of funds will be allocated to counties and regional park districts or regional open space districts.

**Eligible Projects:** Projects must be for recreational purposes, either acquisition or development (not both). Multiple projects may be completed under one contract; but each project requires a separate application. A project can only have one location.



<p>California Department of Parks and Recreation (State Parks)</p> <p><b>PROPOSITION 68 STATEWIDE PARKS DEVELOPMENT AND COMMUNITY REVITALIZATION PROGRAM</b></p>	<p><b>Timeline:</b></p> <p>First Call for Projects was 2019 (due in August) (cycle expected to be annual)</p>	<p><b>Funding:</b> \$254 million</p> <p><b>Maximum Funding:</b> \$200,000 to \$8.5 million</p> <p><b>Match/Cost Share:</b> Not required</p>
--	---	---

To create a new park, expand an existing park, or renovate an existing park. **Limited to disadvantaged and/or park-poor communities.**

**Eligible Projects**

- Acquisition of land.
- Aquatic center, swimming pool, splash pad, fishing pier or paddling launch site.
- Amphitheater/performing arts dance, music, and theater stage.
- Athletic fields and courts.
- Community gardens, botanical or demonstration gardens and orchards.
- Community/Recreation center (only if it will be in or adjacent to a park).
- Dog park.
- Jogging and walking loop, par course, running track.
- Non-motorized trail, pedestrian/bicycle bridge, greenbelt/linear park.
- Outdoor gym exercise equipment (stations fixed into ground).
- Open space and natural area for public recreation use.
- Picnic/Bar-B-Que areas.
- Playground and tot lot.
- Plaza, Zocalo, Gazebo.
- Public art (mosaic tiles, sculptures, murals).
- Skate park, skating rink, and BMX or pump track (non-motorized bike tracks).
- Lighting to allow for extended night time use of a recreation feature.
- Shade structure/covered park areas over a recreation feature

A project may also include major support amenities such as:

- Restroom building, snack shack.
- Parking lot, staging area, pathway for access to a recreation feature.
- Landscaping or lighting that will be constructed throughout the park.

<p>California Department of Parks and Recreation (State Parks)</p> <p><b>RECREATIONAL INFRASTRUCTURE REVENUE ENHANCEMENT GRANT PROGRAM</b></p>	<p><b>Timeline:</b></p> <p>Next Call for Projects expected winter 2019/2020 (cycle to be determined)</p>	<p><b>Available Funding:</b> To be determined</p> <p><b>Maximum Funding:</b> To be determined; minimum funding of \$250,000</p> <p><b>Match/Cost Share:</b> To be determined</p>
--	--	--

For improving and enhancing local or regional park infrastructure. Eligible applicants will be local agencies in which the jurisdiction they serve approved revenue enhancement measures November 1, 2012 through November 30, 2018. Grants will be awarded proportionally based on populations served.

**Eligible Projects:** To be determined – program is under development

<p><b>California Department of Parks and Recreation (State Parks)</b></p> <p><b>RECREATIONAL TRAILS PROGRAM</b></p>	<p><b>Timeline:</b></p> <p>Next Call for Projects expected 2019/2020 at the earliest (cycle dependent on funding availability)</p>	<p><b>Available Funding:</b> To be determined</p> <p><b>Maximum Funding:</b> \$50,000 minimum / \$1.5 million maximum</p> <p><b>Match/Cost Share:</b> 12%</p>
<p>For non-motorized recreational trails and trail-related facilities. (This was previously part of the Active Transportation Program (ATP) competition, but recent information suggests that the Recreational Trails Program will likely separate from ATP in the next round).</p> <p><b>Eligible Projects:</b> Acquisition, development, or a combination of acquisition and development. Examples include: trails, bridge/drainage crossings, retaining walls, ADA features, signage, and other amenities.</p>		

<p><b>California Department of Resources Recycling and Recovery (CalRecycle)</b></p> <p><b>TIRE-DERIVED PRODUCT GRANT PROGRAM</b></p>	<p><b>Timeline:</b></p> <p>To be determined - Last Call for Projects was 2019 (due in May) (cycle is approximately every other year)</p>	<p><b>Available Funding:</b> \$1,000,000</p> <p><b>Maximum Funding:</b> \$5 per Passenger Tire Equivalent (PTE); not to exceed the maximum grant award amount \$150,000</p> <p><b>Match/Cost Share:</b> Not required</p>
<p>To fund projects that use recycled-content products derived from waste tire for three categories: 1) Recreation, 2) Agricultural/Landscape; and 3) Transportation.</p> <p><b>Eligible Projects:</b> Includes, but are not limited to: Playground surfaces, tracks, sidewalks/pathways, sport surfacing, mulch, bark, weed abatement coverings, tree care products, horse stall mats, arenas, guard rails or components, railroad ties, sound barriers, and traffic safety products. Grant pays for the product only.</p>		

<p><b>California Department of Transportation (Caltrans) and California Transportation Commission (CTC)</b></p> <p><b>ACTIVE TRANSPORTATION PROGRAM</b></p>	<p><b>Timeline:</b></p> <p>Next Call for Projects expected in 2020 (cycle is approximately every other year)</p>	<p><b>Available Funding:</b> \$440 million</p> <p><b>Maximum Funding:</b> *Average project size is \$2-3 million *Minimum request for infrastructure projects is \$250,000.</p> <p><b>Match/Cost Share:</b> Not required but leveraging is encouraged</p>
<p>For projects that increase the proportion of trips accomplished by biking and walking, increase the safety and mobility of non-motorized users, or advance the efforts of regional agencies to achieve greenhouse gas reduction. <b>Disadvantaged communities are a priority.</b></p> <p><b>Eligible Projects:</b> Safe Routes to Schools projects, sidewalks, bike lanes, cycle tracks, multi-use trails, other pedestrian and bicycle improvements, etc.</p>		

<p><b>U.S. Department of Housing and Urban Development (HUD)</b></p> <p><b>CHOICE NEIGHBORHOODS GRANT PROGRAM</b></p>	<p><b>Timeline:</b></p> <p>Planning Grants: Next Call for Projects is 2019 (June deadline)</p> <p>Implementation Grants: Next Call for Projects expected summer 2019 (cycle is annual)</p>	<p><b>Available Funding:</b>          Planning: \$5 million          Implementation: \$145 million</p> <p><b>Maximum Funding:</b>          Planning: \$350,000          Implementation: \$30 million</p> <p><b>Match/Cost Share: 5%</b></p>
<p>HUD offers CHOICE planning grants and implementation grants for locally driven strategies that address struggling <b>neighborhoods with distressed public or HUD-assisted housing</b> through a comprehensive approach to neighborhood transformation. The program helps communities transform neighborhoods by revitalizing severely distressed public and/or assisted housing and catalyzing critical improvements in the neighborhood, including parks, vacant property, housing, businesses, services, and schools.</p> <p><b>Eligible Projects:</b> Parks projects would be part of a larger community transformation planning and implementation effort. Garden Grove has a housing authority that could be a co-applicant for project in a disadvantaged neighborhood with subsidized housing that needs a great deal of infrastructure improvements including parks.</p>		

<p><b>U.S. Department of Housing and Urban Development (HUD)</b></p> <p><b>COMMUNITY DEVELOPMENT BLOCK GRANT (CDBG) PROGRAM</b></p>	<p><b>Timeline:</b></p> <p>Varies (cycle is annual)</p>	<p><b>Available Funding:</b> varies</p> <p><b>Maximum Funding:</b> varies</p> <p><b>Match/Cost Share:</b> varies</p>
<p>Federal formula funding based on population size - to ensure decent affordable housing and community development (including parks), to provide services to <b>disadvantaged communities</b>, and to create jobs through the expansion and retention of businesses.</p> <p>The City of Garden Grove receives CDBG funds annually and allocates the resources to sub-recipients to develop viable communities by providing decent housing, a suitable living environment, and opportunities to expand economic opportunities, principally for low- and moderate-income persons. The City has plans to allocate future CDBG funds for capital projects, which could include parks.</p>		

<p><b>California ReLEAF</b></p> <p><b>SOCIAL EQUITY TREE PLANTING GRANT PROGRAM</b></p>	<p><b>Timeline:</b></p> <p>Last Call for Projects was 2018 (cycle is annual)</p>	<p><b>Available Funding:</b> \$800,000</p> <p><b>Maximum Funding:</b> \$75,000</p> <p><b>Match/Cost Share:</b> 25%</p>
<p>For tree planting projects and related green infrastructure that meet the critical need of reducing greenhouse gases. Projects should strive to reduce at least 100 metric tons of GHGs per \$10,000 in funding request. <b>Disadvantaged communities are a priority.</b></p> <p><b>Eligible Projects:</b> Projects that contain a significant shade tree planting component that also augment, expand, or better manage healthy urban forests. Projects must have multiple benefits and include an education component.</p>		



<p><b>Keep America Beautiful</b></p> <p><b>DR. PEPPER/SNAPPLE PARK RECYCLING INFRASTRUCTURE GRANT</b></p>	<p><b>Timeline:</b></p> <p>Last Call for Projects was 2018 (cycle is annual)</p>	<p><b>Available Funding:</b> Varies by year</p> <p><b>Maximum Funding:</b> Not a monetary award; most awards are between 15-60 recycling bins per applicant</p> <p><b>Match/Cost Share:</b> Not required</p>
<p>For recycling bins in public parks, playgrounds, athletic fields, etc. Bins must be chosen from pre-selected styles.</p> <p><b>Eligible Projects:</b> Awardees receive recycling bins; no other infrastructure and no monetary funds are available through this program.</p>		

<p><b>KaBOOM!</b></p> <p><b>COMMUNITY-BUILT PLAYGROUND GRANTS</b></p>	<p><b>Timeline:</b></p> <p>Accepted on a rolling basis (cycle is annual)</p>	<p><b>Available Funding:</b> Varies by year</p> <p><b>Maximum Funding:</b> Kaboom may provide a custom-designed playspace (play equipment, safety surfacing, etc.) OR \$15,000 grant to go toward the purchase of playground equipment</p> <p><b>Match/Cost Share:</b> Awardees must 'fundraise' approximately \$9,500 toward the cost of the playground equipment</p>
<p>To purchase KaBOOM-model playground equipment. Competitive applicants must: 1) Demonstrate the need for a playground, 2) Be a non-profit, municipality, school or community group that <b>serves low-income children</b>, and 3) Engage local community, parents and stakeholders in the planning and execution of the project.</p> <p><b>Eligible Projects:</b> For KaBOOM-model playground equipment only, but funding may also include safety surfacing, freight, installation, etc.</p>		

<p><b>Major League Baseball</b></p> <p><b>BASEBALL FOR TOMORROW FUND</b></p>	<p><b>Timeline:</b></p> <p>Applications accepted on a rolling basis and reviewed quarterly (cycle is annual)</p>	<p><b>Available Funding:</b> Varies by year</p> <p><b>Maximum Funding:</b> No maximum; average award is \$50,000.</p> <p><b>Match/Cost Share:</b> 50%</p>
<p>To promote the growth of youth baseball and softball participation. Funds organizations involved in the operation of youth baseball and softball programs and facilities.</p> <p><b>Eligible Projects:</b> May include (not limited to) baseball/softball equipment and uniforms, basic baseball/softball field renovations and construction, and coaches' training materials.</p>		

<p><b>Wells Fargo and the National Fish and Wildlife Foundation</b></p> <p><b>RESILIENT COMMUNITIES GRANT</b></p>	<p><b>Timeline:</b></p> <p><b>Last Call for Projects was 2019 (February deadline)</b> (cycle is annual through 2021)</p>	<p><b>Available Funding:</b> \$20 million</p> <p><b>Maximum Funding:</b> \$500,000</p> <p><b>Match/Cost Share:</b> 100%</p>
<p>To prepare for future environmental challenges by enhancing community capacity to plan and implement resiliency projects and improve the protections afforded by natural ecosystems by investing in green infrastructure and other measures. The program will focus on water quality and quantity declines, forest health concerns, and sea level rise. The program will emphasize community inclusion and <b>assistance to traditionally underserved and low- to moderate-income communities in vulnerable areas.</b></p> <p><b>Eligible Projects:</b> Urban canopy restoration, watershed restoration, green infrastructure, fire-resistant habitats, wetlands restoration, surface water management, etc.</p>		

<p><b>U.S. Soccer Foundation</b></p> <p><b>SAFE PLACES TO PLAY</b></p>	<p><b>Timeline:</b></p> <p>Applications accepted on a rolling basis (cycle is three times per year)</p>	<p><b>Available Funding:</b> Varies by year</p> <p><b>Maximum Funding:</b></p> <ul style="list-style-type: none"> <li>• Astro Turf – 15% of the project cost from Astro Turf.</li> <li>• Sport Court – Up to \$30,000; awarded as an in-kind credit with Sport Court.</li> <li>• Lighting – Up to \$25,000 for single fields and up to \$50,000 for multi-field projects; awarded as an in-kind credit with Musco Lighting.</li> <li>• Irrigation – Up to \$15,000; awarded as an in-kind credit with Hunter Irrigation.</li> </ul> <p><b>Match/Cost Share:</b> 50%</p>
<p>To support soccer programs and field-building initiatives nationwide that keep children in <b>underserved communities</b> active, healthy, and safe.</p> <p><b>Eligible Projects:</b> Astro Turf, sport courts, lighting, and irrigation.</p>		